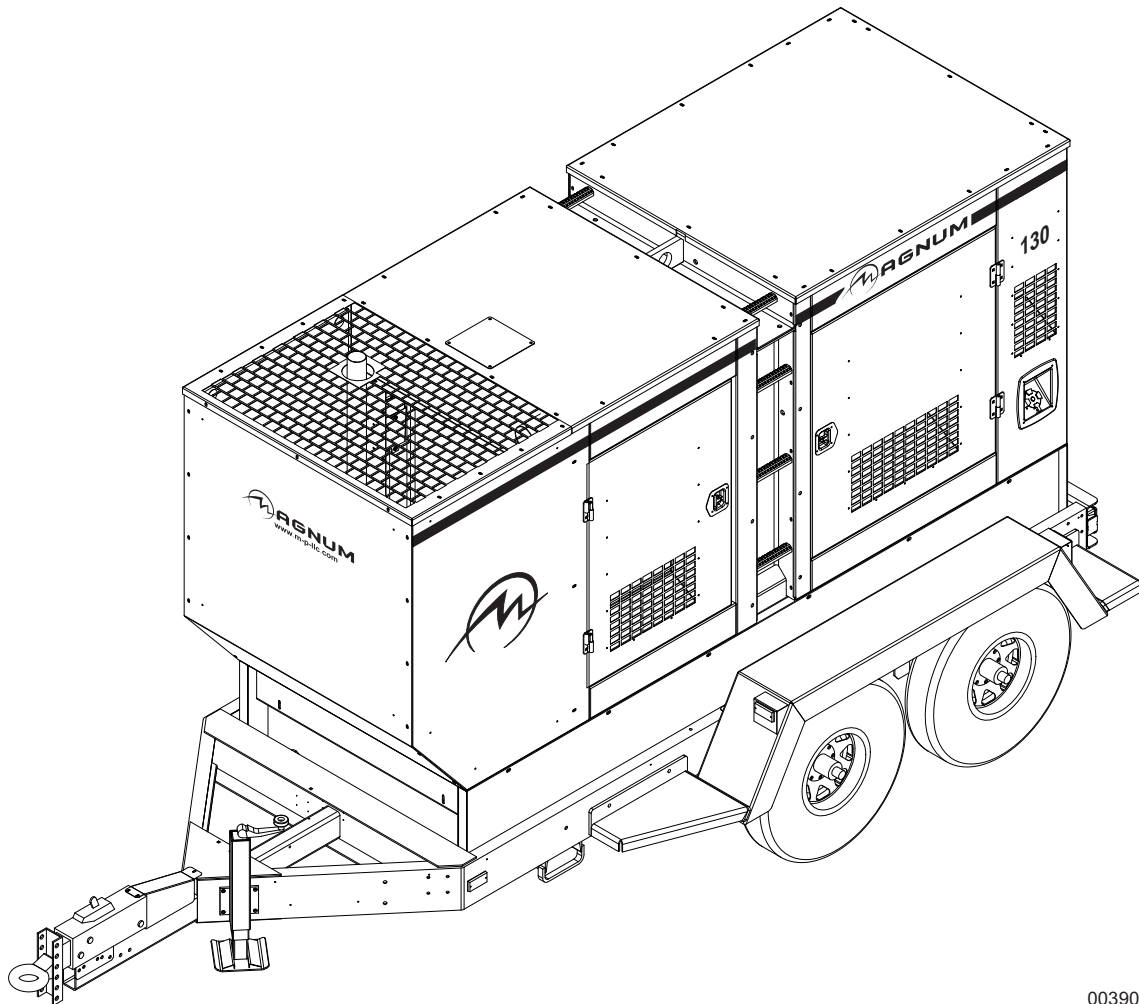




DIESEL GENERATOR MMG130D

With **Power Zone™** Controller



00390

PARTS MANUAL

INTRODUCTION

Before servicing this machine, make sure the engine start switch is turned to the OFF (O) position, the circuit breakers are open (the OFF (O) position), the emergency stop switch is closed (pushed in), and the negative (-) terminal on the battery is disconnected. Attach a "Do Not Start" sign to the control panel. This will notify everyone that the unit is being serviced and will reduce the chance of someone inadvertently trying to start the unit. If the unit is connected to a remote start or transfer switch, make sure the remote switch is also off and tagged.

▲ WARNING

Before operating or servicing this equipment, read and understand the Magnum Operating Manual which was included with the unit when shipped from the factory. Failure to do so increases the risk of injury to yourself or others.

MAGNUM POWER PRODUCTS LLC

215 Power Drive • Berlin, WI 54923

U.S.A.

Phone: 920-361-4442

FAX: 920-361-4416

Toll Free: 1-800-926-9768

www.m-p-llc.com

For technical or parts QUESTIONS, please contact the Magnum Power Products LLC Customer Support or Technical Support team at 1-800-926-9768. Please have your serial number available.

To ORDER SERVICE PARTS, please contact the dealer from which you purchased the unit, or call Magnum Power Products LLC to locate a dealer in your area.

Engine Make: _____

Engine Serial Number: _____

Engine Model Number: _____

Generator Make: _____

Generator Model Number: _____

Generator Serial Number: _____

Unit Model Number: _____

Unit Serial Number: _____

▲ WARNING

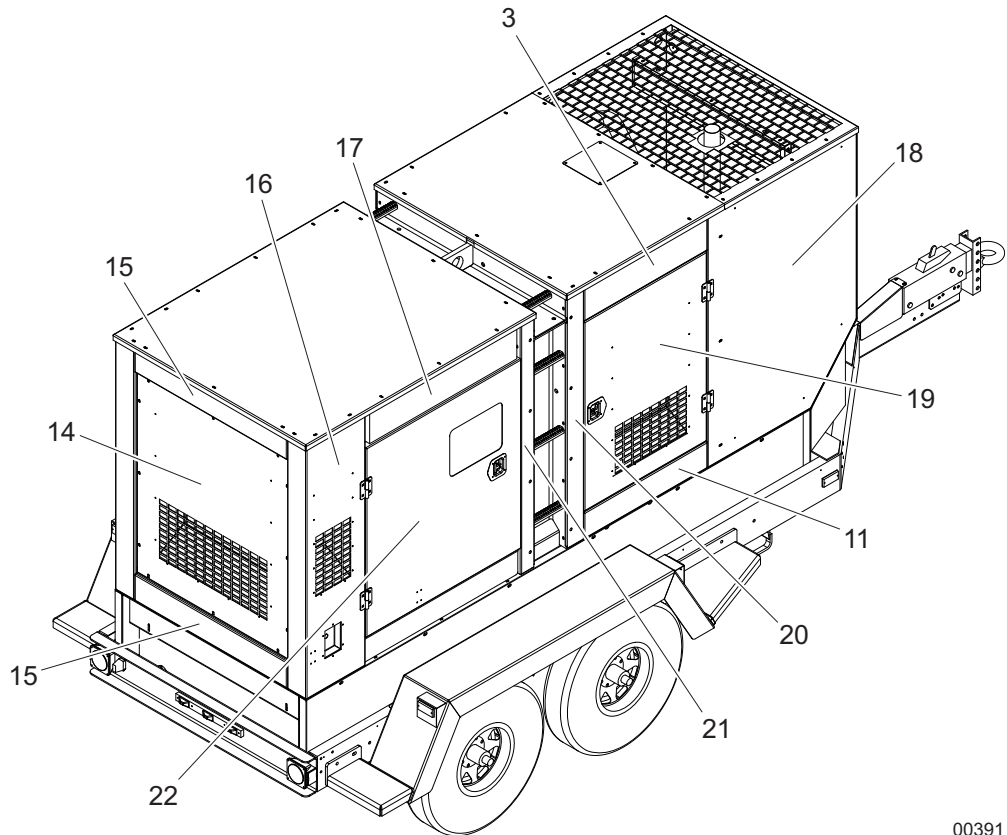
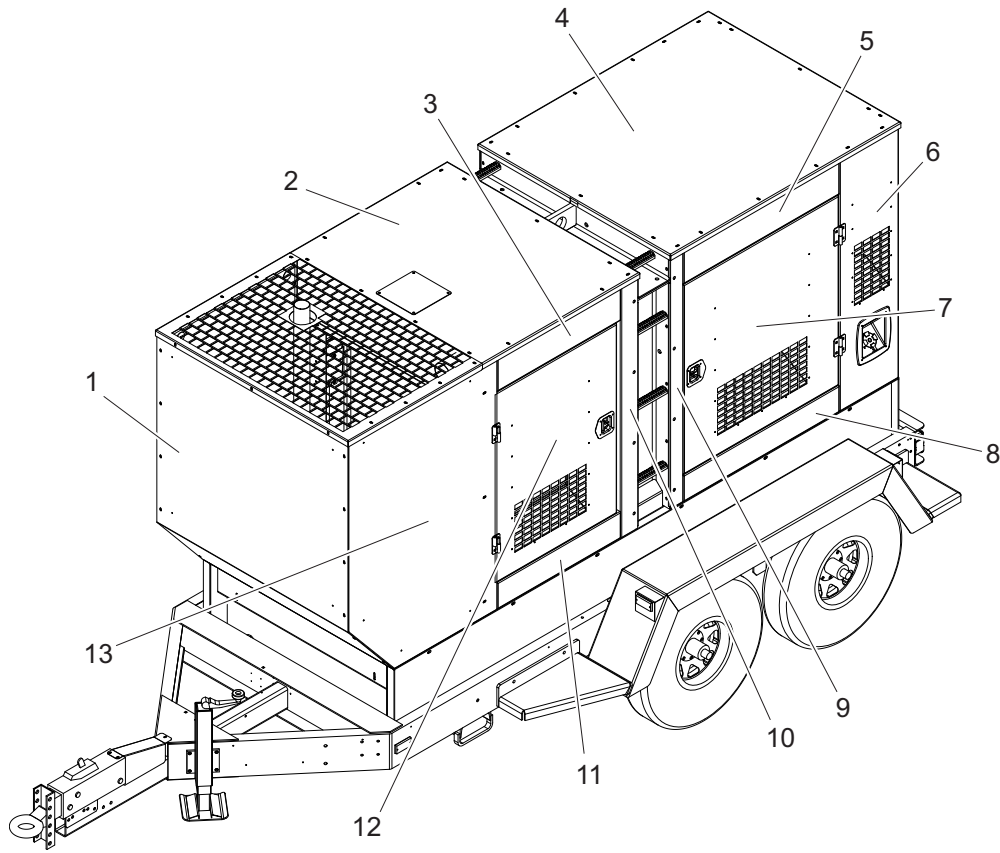
CALIFORNIA PROPOSITION 65 WARNING:

Diesel engine exhaust and some of its constituents are known to the state of California to cause cancer, birth defects and other reproductive harm.

TABLE OF CONTENTS

	Page
INTRODUCTION	2
ENCLOSURE PANELS	4
UNIT DECALS - EXTERIOR	6
UNIT DECALS - LEFT SIDE INTERIOR	7
UNIT DECALS - RIGHT SIDE INTERIOR	8
UNIT DECALS - CONTROL BOX	9
DOORS, ROOF, FRONT AND REAR PANELS TO UNIT	10
LEFT FRONT DOOR ASSEMBLY	12
LEFT REAR DOOR ASSEMBLY	14
RIGHT FRONT DOOR ASSEMBLY	16
CONTROL DOOR ASSEMBLY	18
ROOF ASSEMBLY	20
FRONT PANEL ASSEMBLY	22
REAR PANEL ASSEMBLY	24
END AND SIDE PANELS TO UNIT	26
CENTER AND CORNER PANELS TO UNIT	28
LEFT REAR CORNER ASSEMBLY	30
RIGHT REAR CORNER ASSEMBLY	32
LEFT FRONT PANEL ASSEMBLY	34
RIGHT FRONT PANEL ASSEMBLY	36
CONTROL BOX TO UNIT	38
CONTROL BOX ASSEMBLY (1 OF 2)	40
CONTROL BOX ASSEMBLY (2 OF 2)	42
CONTROL PANEL ASSEMBLY	44
LUG BOX ASSEMBLY	46
LUG PLATE ASSEMBLY	48
LUG BOX DOOR ASSEMBLY	50
RECEPTACLE PANEL ASSEMBLY	52
LIFT STRUCTURE TO SKID ASSEMBLY	54
LIFT STRUCTURE ASSEMBLY	56
AIR FILTER ASSEMBLY	58
EXHAUST SYSTEM ASSEMBLY	60
COOLING SYSTEM ASSEMBLY	62
COOLING SYSTEM HOSES	64
ENGINE AND GENERATOR TO SKID ASSEMBLY	66
ENGINE ASSEMBLY	68
ENGINE MOUNT ASSEMBLY	70
HOTSTART ASSEMBLY OPTION	72
GENERATOR ASSEMBLY	74
GENERATOR BOX ASSEMBLY - STD GEN, 3 POSITION VOLTAGE SELECTOR SWITCH	76
GENERATOR BOX ASSEMBLY - STD GEN, 4 POSITION VOLTAGE SELECTOR SWITCH	78
GENERATOR BOX ASSEMBLY - SS GEN, 3 POSITION VOLTAGE SELECTOR SWITCH	80
GENERATOR BOX ASSEMBLY - SS GEN, 4 POSITION VOLTAGE SELECTOR SWITCH	82
SKID ASSEMBLY	84
FUEL TANK ASSEMBLY	86
TRAILER ASSEMBLY	88
AXLE ASSEMBLY	90
TRAILER BRAKE LINES	92
TRAILER HITCH OPTIONS	94
RECOMMENDED SPARE PARTS LIST	96
NOTES	97

ENCLOSURE PANELS

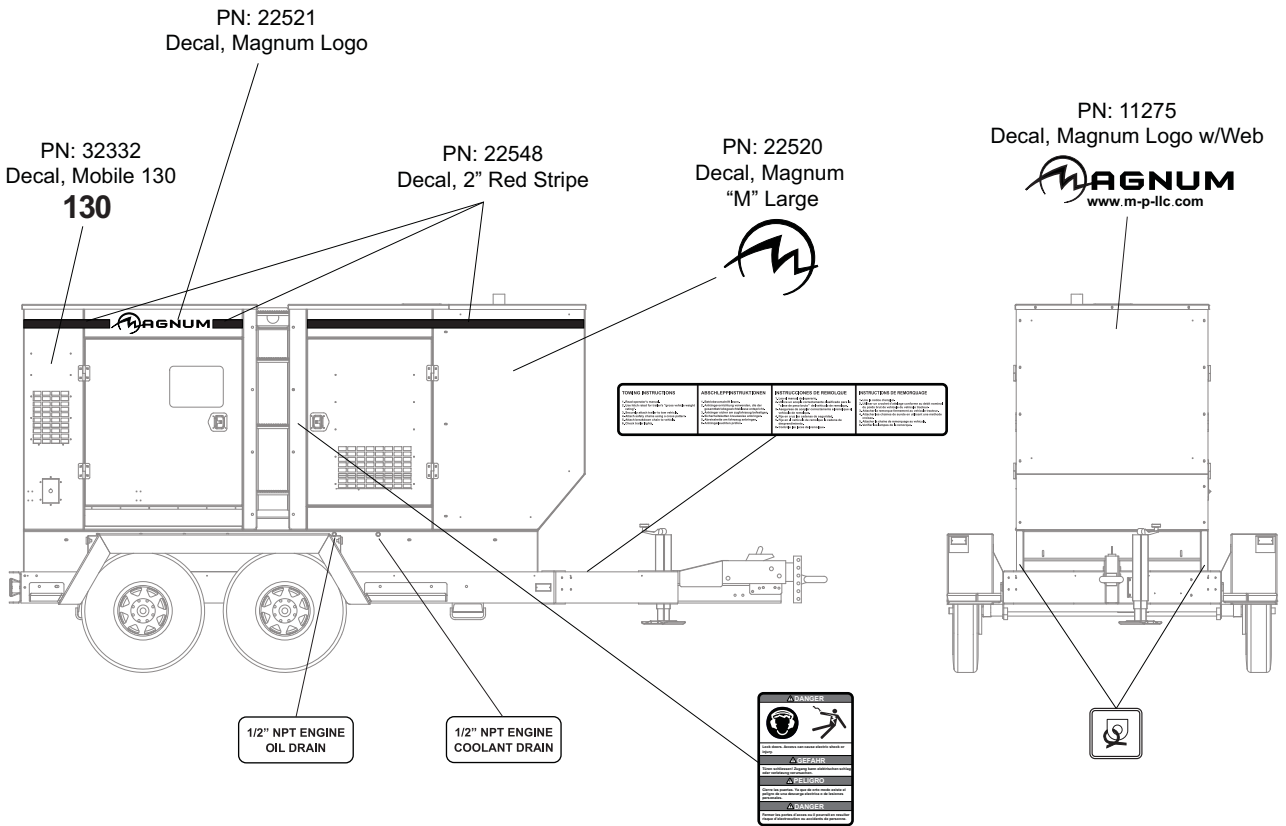
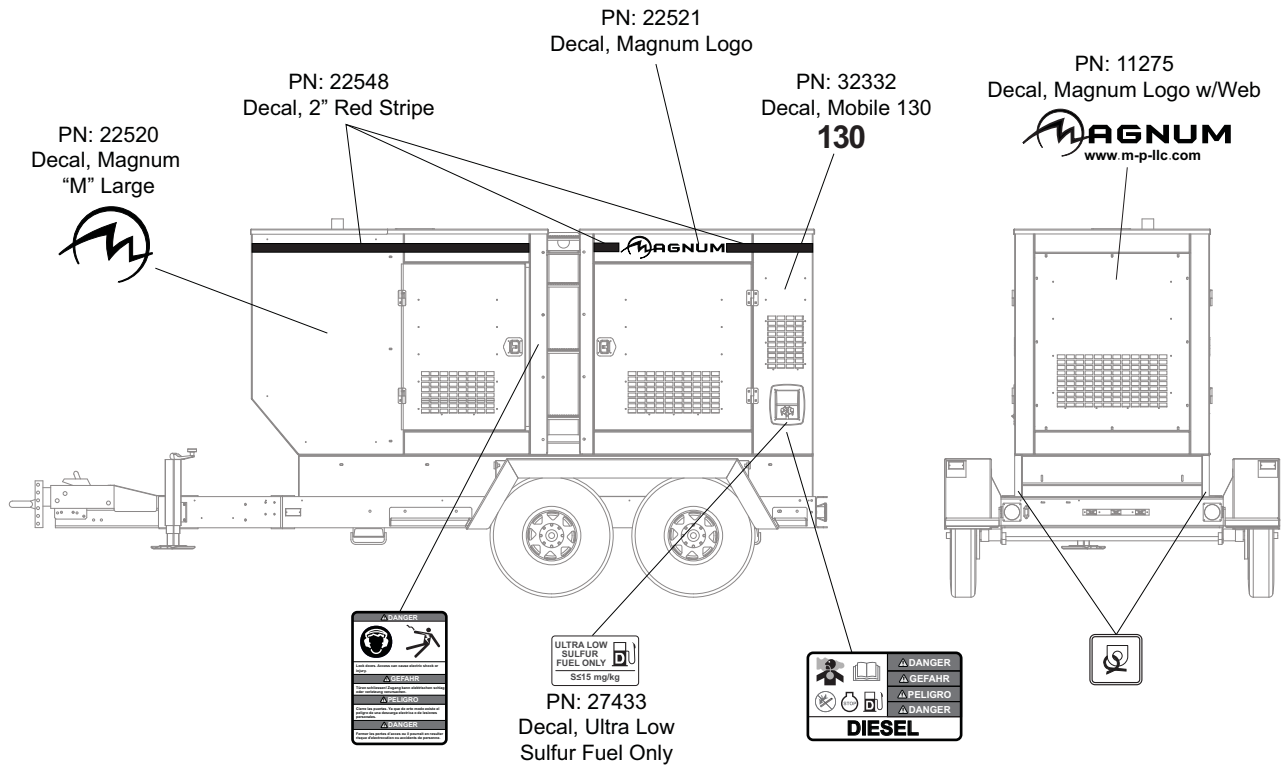


00391

ENCLOSURE PANELS

ITEM	PART NO.	QTY	DESCRIPTION
1	Page 22	1	Front panel assembly
2	Page 20	1	Front roof assembly
3	Page 26	2	Front upper panel assembly
4	Page 20	1	Rear roof assembly
5	Page 26	1	Left rear upper panel assembly
6	Page 30	1	Left rear corner assembly
7	Page 14	1	Left rear door assembly
8	Page 26	1	Left rear lower panel assembly
9	Page 28	1	Left rear center panel assembly
10	Page 28	1	Left front center panel assembly
11	Page 26	2	Front lower panel assembly
12	Page 12	1	Left front door assembly
13	Page 34	1	Left front panel assembly
14	Page 24	1	Rear panel assembly
15	Page 26	2	End panel assembly
16	Page 32	1	Right rear corner assembly
17	Page 26	1	Right rear upper panel assembly
18	Page 36	1	Right front panel assembly
19	Page 16	1	Right front door assembly
20	Page 28	1	Right front center panel assembly
21	Page 28	1	Right rear center panel assembly
22	Page 18	1	Control door assembly

UNIT DECALS - EXTERIOR



SUPERSTART

PN: 34574
Decal, Superstart - 17.6 Black
(Optional)
Located in line with red stripe

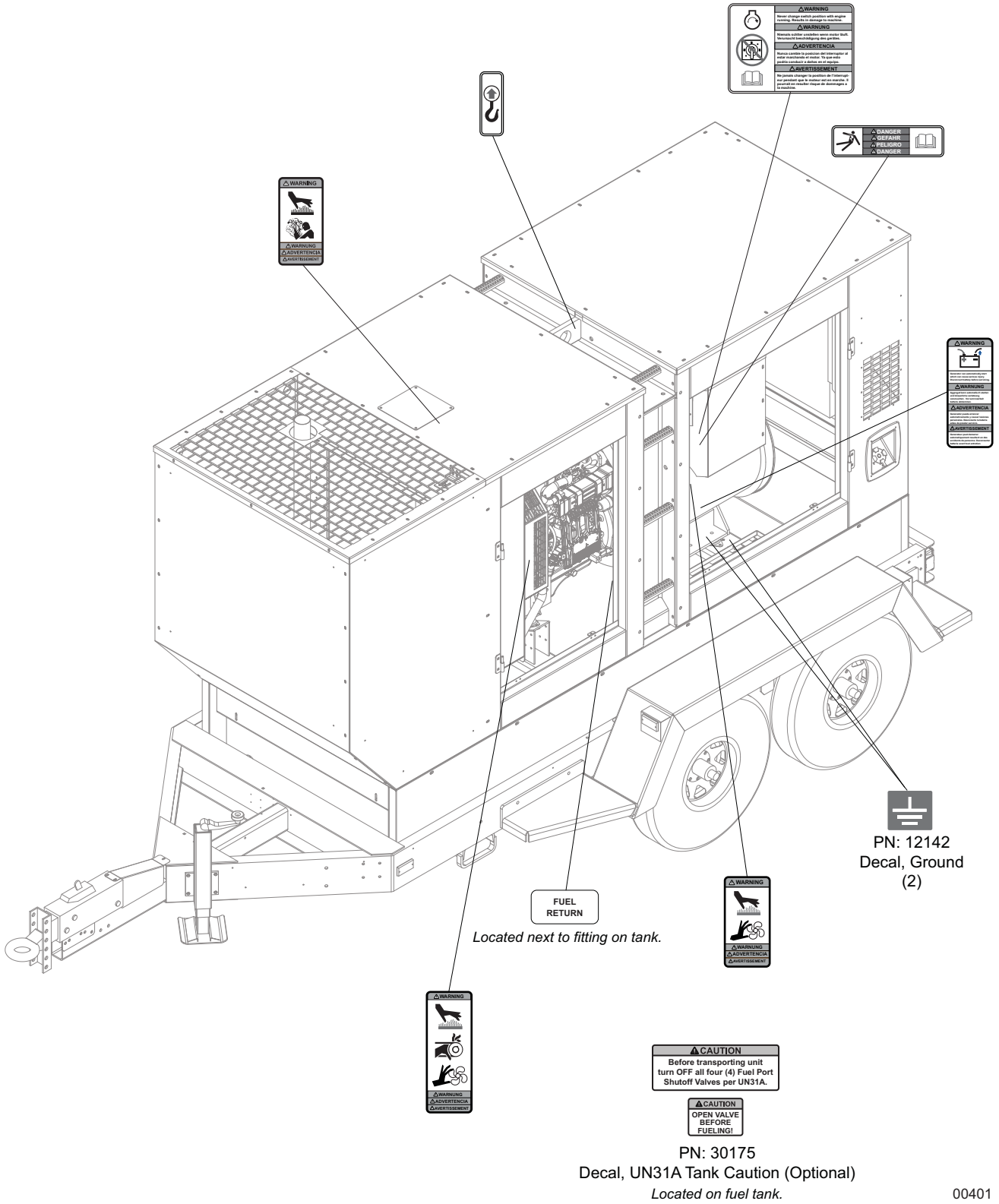
SUPERSTART

PN: 33223
Decal, Superstart - 17.6
(Optional)
Located in line with red stripe

00392

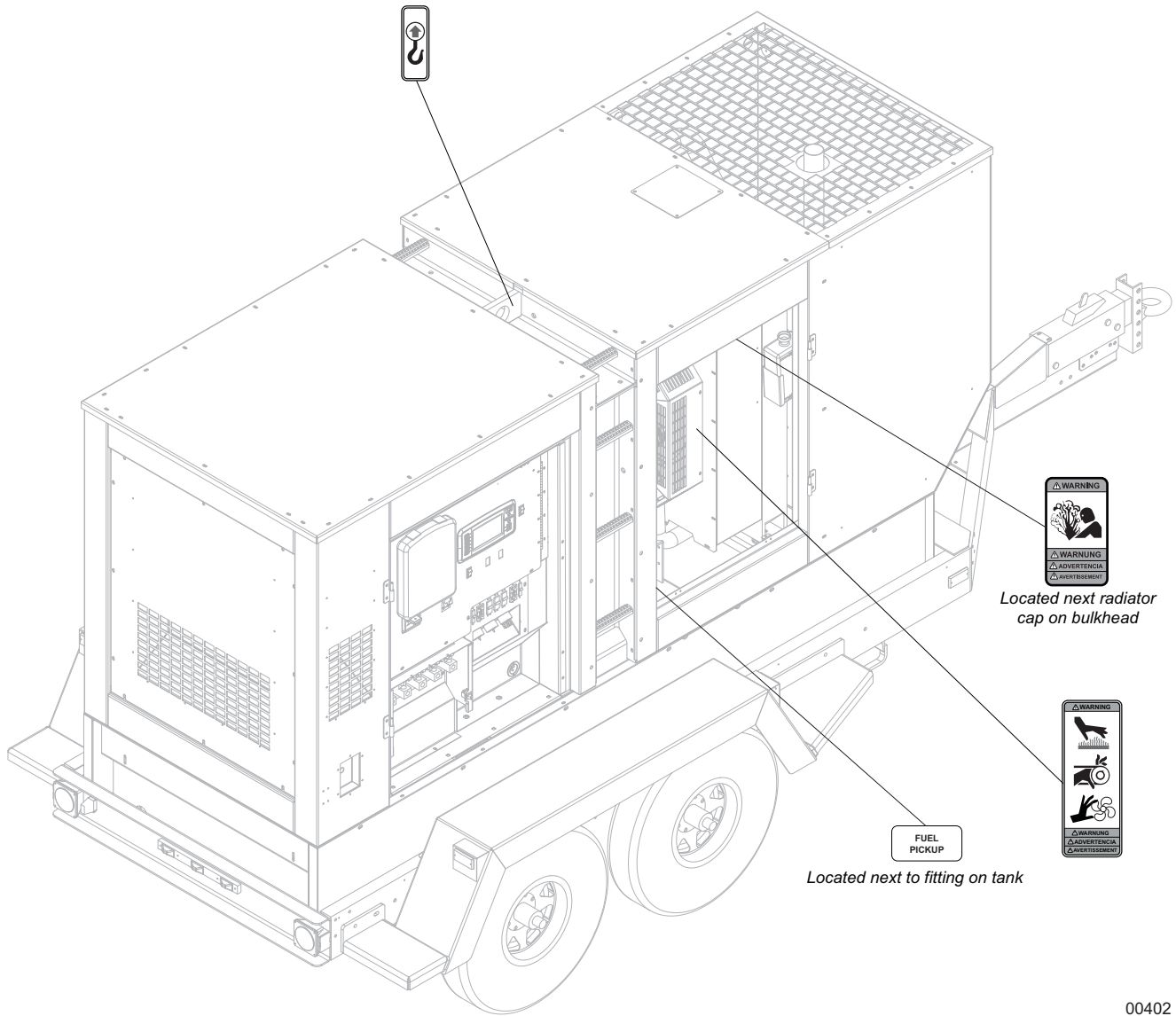
Note: All safety and operating decals are located on decal sheet 33636, unless otherwise noted.

UNIT DECALS - LEFT SIDE INTERIOR



Note: All safety and operating decals are located on decal sheet 33636, unless otherwise noted.

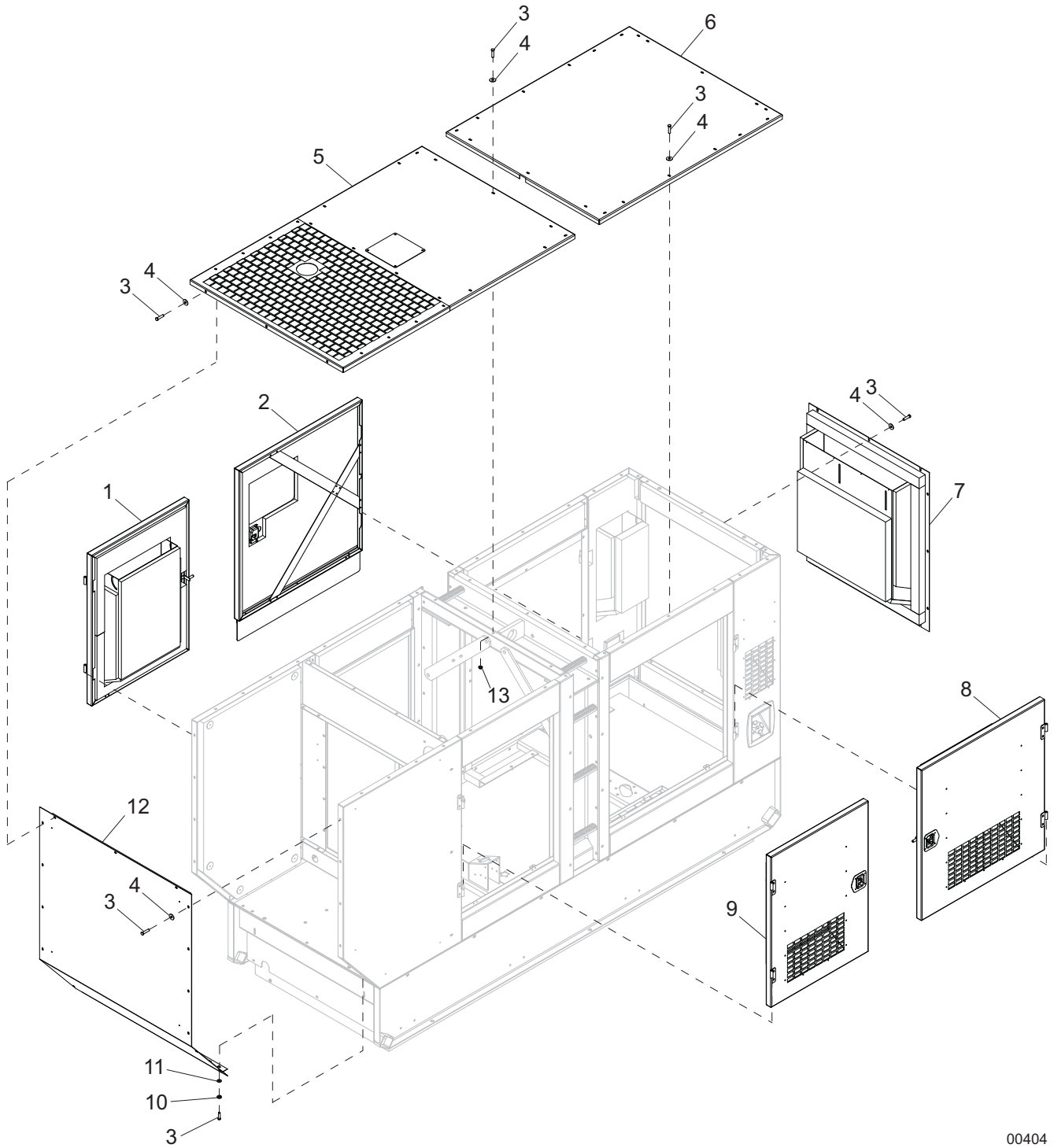
UNIT DECALS - RIGHT SIDE INTERIOR



00402

Note: All safety and operating decals are located on decal sheet 33636, unless otherwise noted.

DOORS, ROOF, FRONT AND REAR PANELS TO UNIT

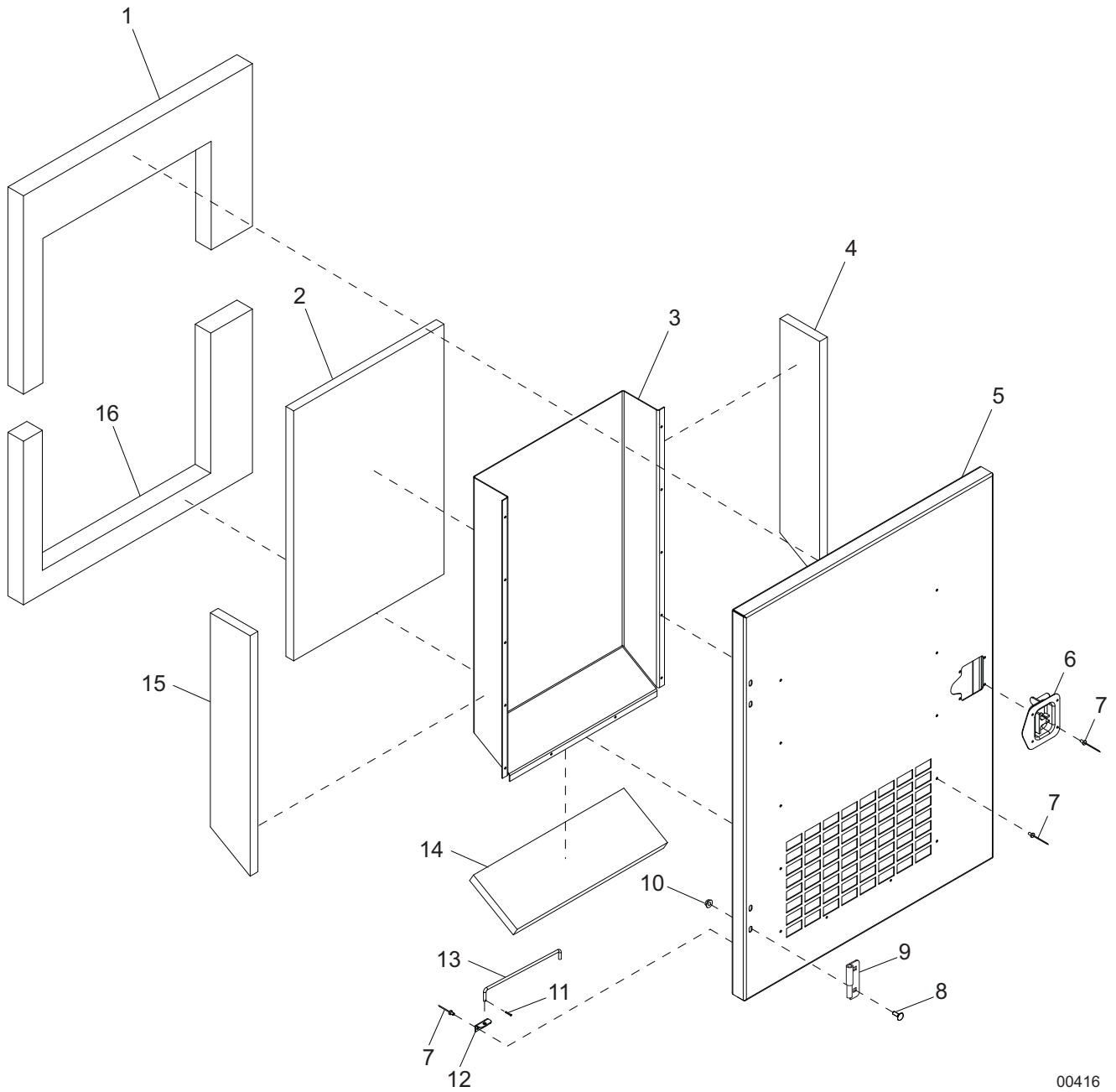


00404

DOORS, ROOF, FRONT AND REAR PANELS TO UNIT

ITEM	PART NO.	QTY	DESCRIPTION	NOTES
1	Page 16	1	Assembly, right front door	
2	Page 18	1	Assembly, control door	
3	60507	67	Screw, .312-18x1.0 std hex, SS	
4	60452	64	Washer, .313 flat 1.125/1.0 bonded rubber, SS	
5	Page 20	1	Assembly, front roof panel	
6	Page 20	1	Assembly, rear roof panel	
7	Page 24	1	Assembly, rear panel	
8	Page 14	1	Assembly, left rear door	
9	Page 12	1	Assembly, left front door	
10	60701	3	Washer, .312 split lock, SS	
11	60340	3	Washer, .312 flat, SS	
12	Page 22	1	Assembly, front panel	
13	60095	6	Nut, .312-18 sflg	
--	50187	49.50 ft	Seal, door - D-shaped (.750)	For doors
--	50230	10.84 ft	Weatherstripping - .188x.500	For front roof panel
--	50197	28.64 ft	Weatherstripping - .06x1.00	For front & rear panels

LEFT FRONT DOOR ASSEMBLY

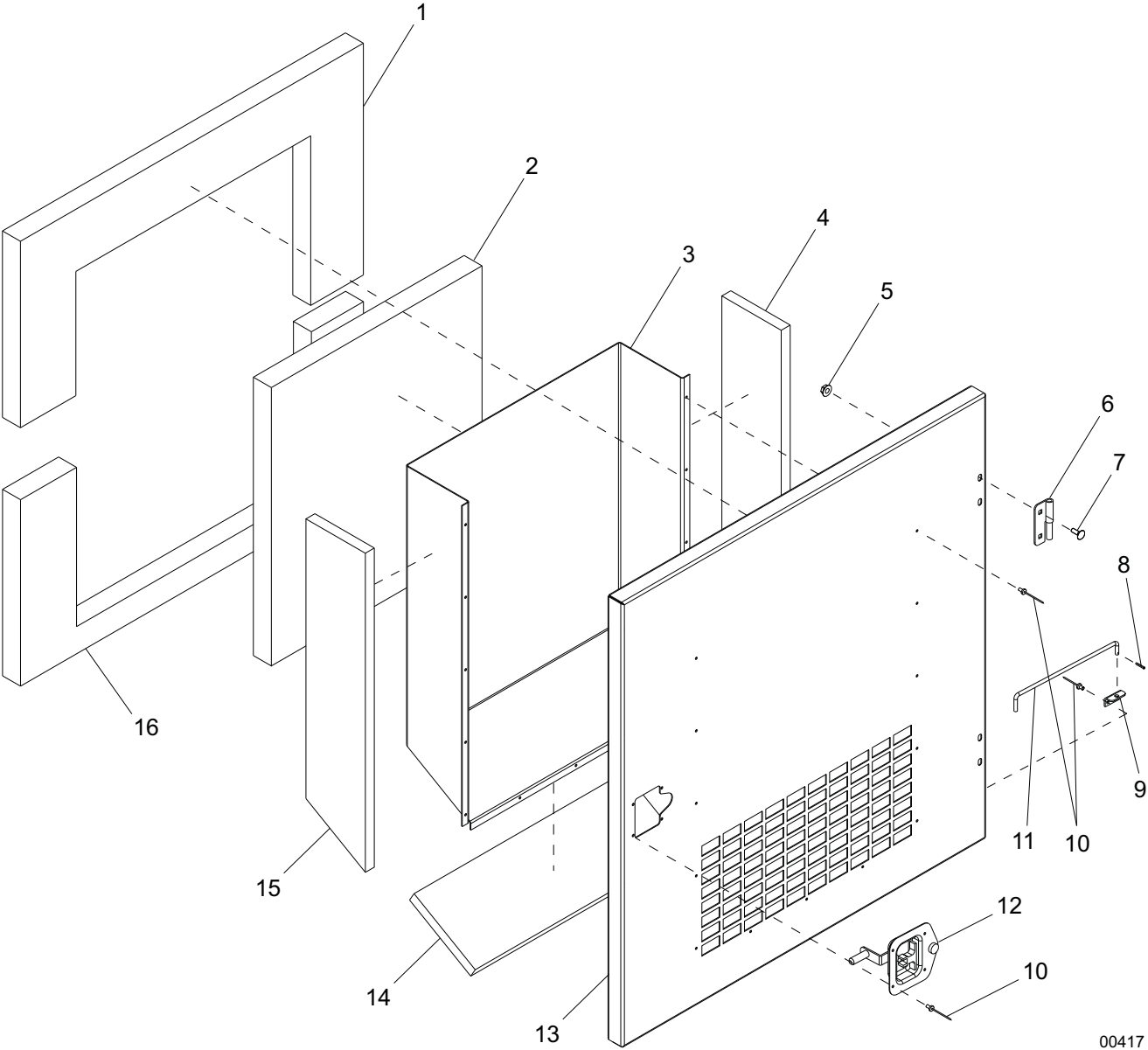


00416

LEFT FRONT DOOR ASSEMBLY

ITEM	PART NO.	QTY	DESCRIPTION	NOTES
1	22193	1	Foam, left front door - upper	
2	22487	1	Foam, door duct - face	
3	26089W	1	Duct, left front door	
4	22485	1	Foam, door duct - left	
5	22160W	1	Door, left front	
6	22497	1	Latch, T-handle - left cw lock	
7	60268	18	Rivet, .188 dia. x .125 to .250 grip, SS	
8	61066	4	Screw, .312-18x1.0 carr sqr, SS	
9	18459	2	Hinge, right (male)	
10	60095	4	Nut, .312-18 sflg	
11	60048	1	Pin, roll .125x.625	
12	20916Z	1	Bracket, prop rod	
13	18900ZC	1	Rod, door prop	
14	22488	1	Foam, door duct - lower	
15	22486	1	Foam, door duct - right	
16	22194	1	Foam, left front door - lower	
--	26090	1	Assembly, left front door	Items 1 - 16

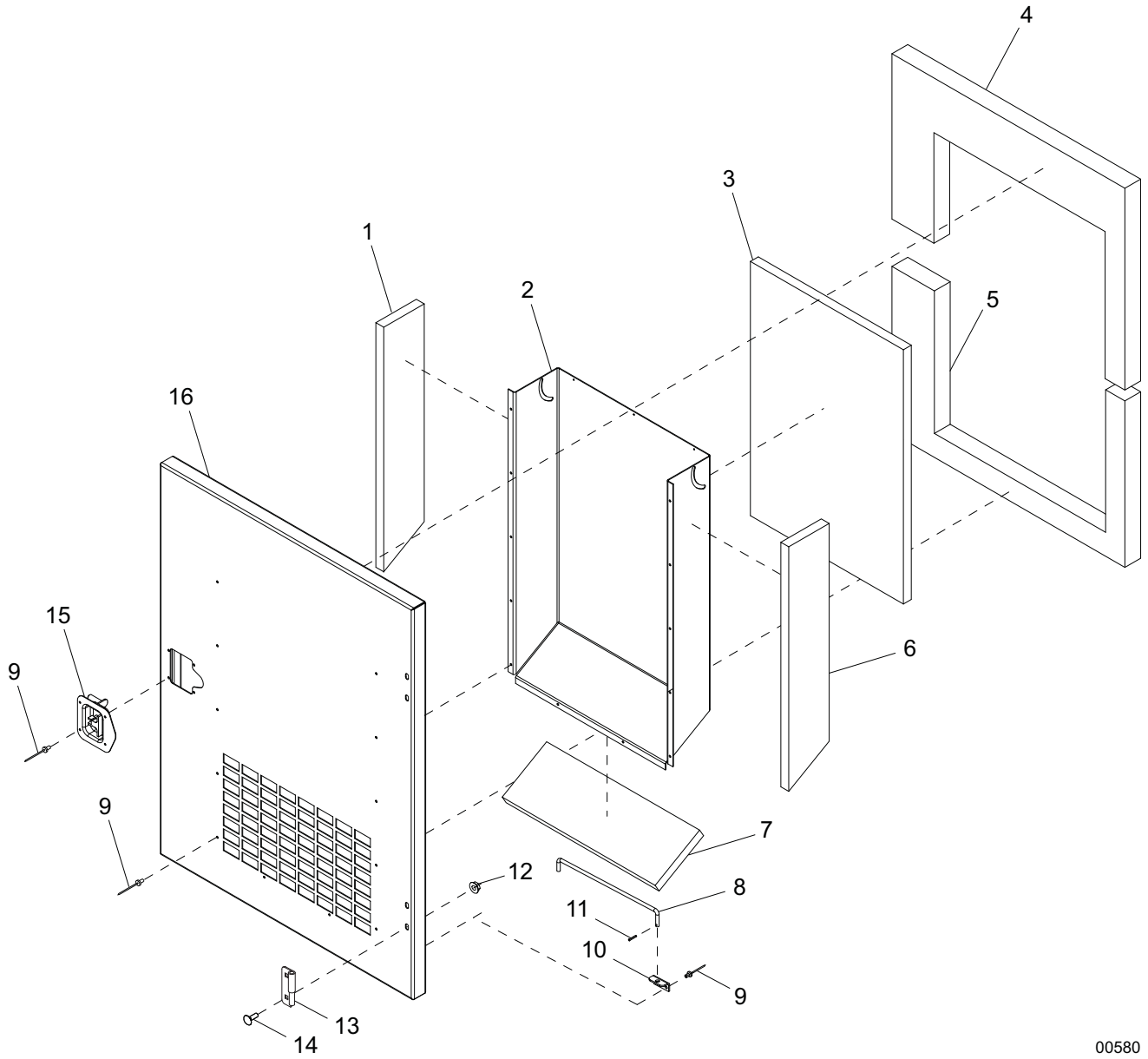
LEFT REAR DOOR ASSEMBLY



LEFT REAR DOOR ASSEMBLY

ITEM	PART NO.	QTY	DESCRIPTION	NOTES
1	22195	1	Foam, left rear door - upper	
2	22585	1	Foam, door duct - face	
3	22169W	1	Duct, rear door	
4	22190	1	Foam, door duct - left	
5	60095	4	Nut, .312-18 sflg	
6	18461	2	Hinge, left (male)	
7	61066	4	Screw, .312-18x1.0 carr sqr, SS	
8	60048	1	Pin, roll .125x.625	
9	20916Z	1	Bracket, prop rod	
10	60268	19	Rivet, .188 dia. x .126 to .250 grip	
11	18900ZC	1	Rod, door prop	
12	22498	1	Latch, T-handle - right ccw lock	
13	22161W	1	Door, left rear	
14	22198	1	Foam, door duct - lower	
15	22189	1	Foam, door duct - right	
16	22196	1	Foam, left rear door - lower	
--	22166	1	Assembly, left rear door	Items 1 - 16

RIGHT FRONT DOOR ASSEMBLY

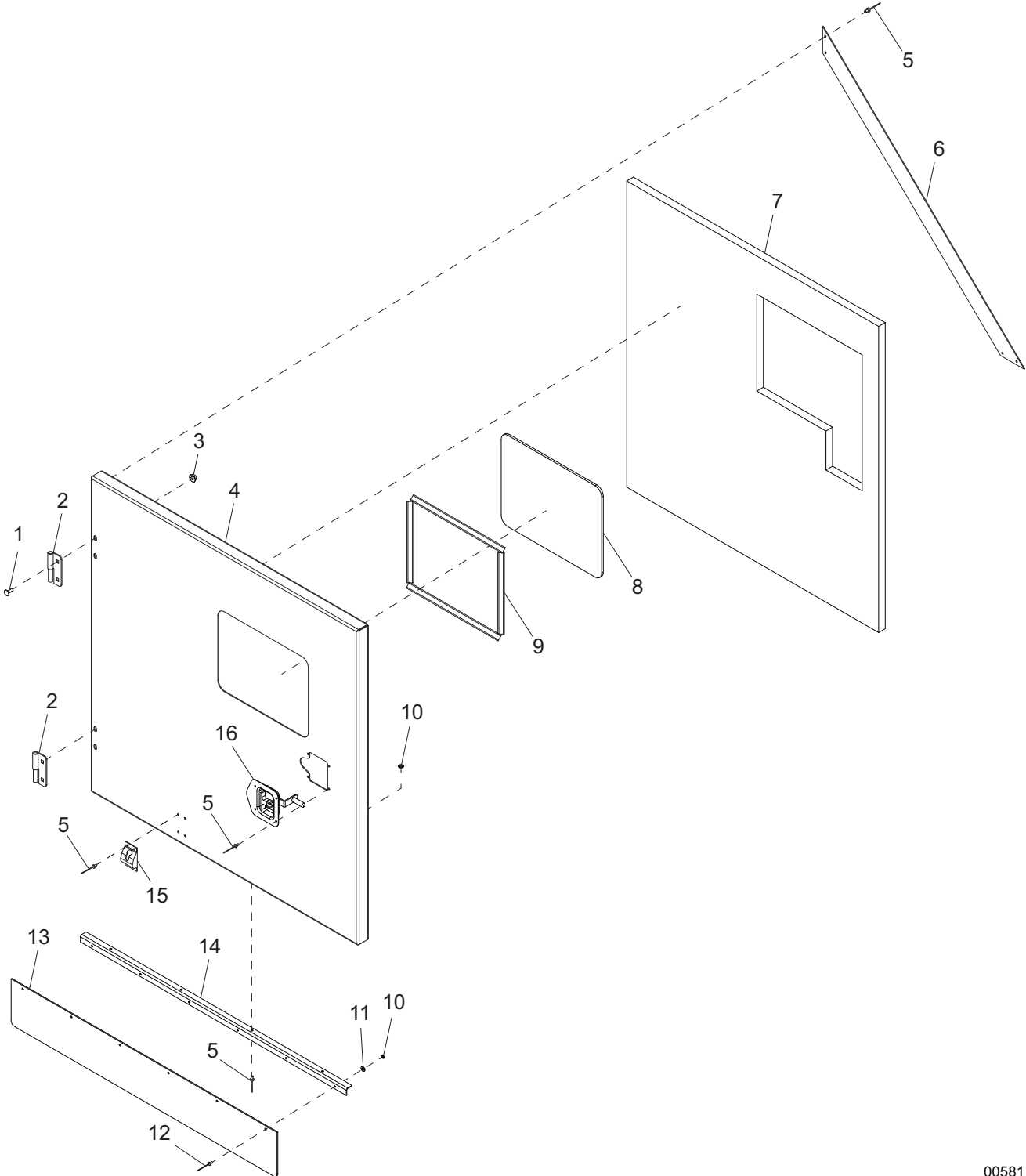


00580

RIGHT FRONT DOOR ASSEMBLY

ITEM	PART NO.	QTY	DESCRIPTION	NOTES
1	22486	1	Foam, door duct - right	
2	22484W	1	Duct, front door	
3	22487	1	Foam, door duct - face	
4	22191	1	Foam, right front door - upper	
5	22192	1	Foam, right front door - lower	
6	22485	1	Foam, door duct - left	
7	22488	1	Foam, door duct - lower	
8	18900ZC	1	Rod, door prop	
9	60268	18	Rivet, .188 dia. x .126 to .250 grip	
10	20916Z	1	Bracket, prop rod	
11	60048	1	Pin, roll .125x.625	
12	60095	4	Nut, .312-18 sflg	
13	18461	2	Hinge, left (male)	
14	61066	4	Screw, .312-18x1.0 carr sqr, SS	
15	22498	1	Latch, T-handle - right ccw lock	
16	22159W	1	Door, right front	
--	24997	1	Assembly, right front door	Items 1 - 16

CONTROL DOOR ASSEMBLY

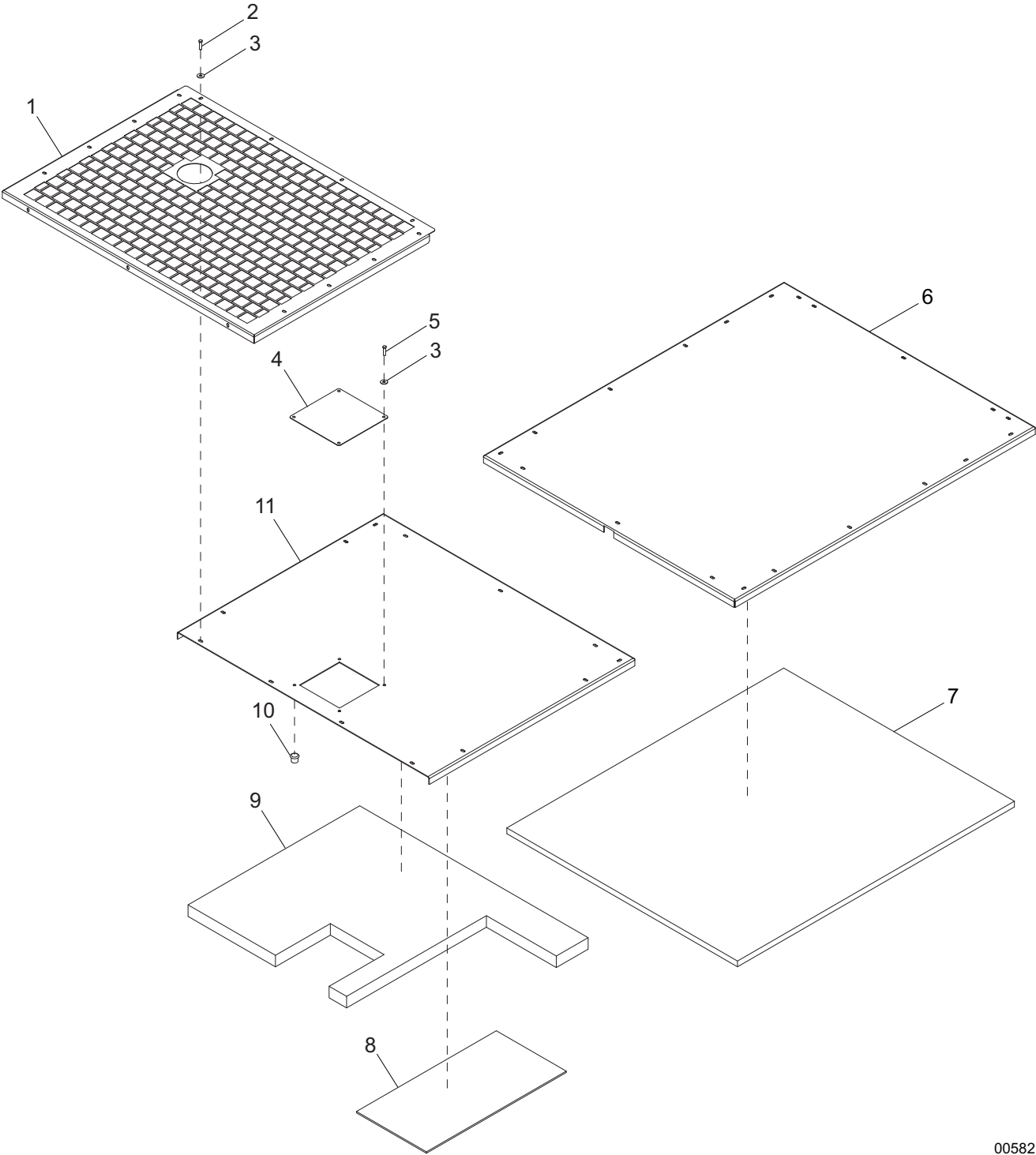


00581

CONTROL DOOR ASSEMBLY

ITEM	PART NO.	QTY	DESCRIPTION	NOTES
1	61066	4	Screw, .312-18x1.0 carr sqr, SS	
2	18459	2	Hinge, right (male)	
3	60095	4	Nut, .312-18 sflg	
4	33563W	1	Door, control	
5	60268	16	Rivet, .188 dia. x .126 to .250 grip	
6	33564B	1	Brace, control door	
7	33565	1	Foam, control door	
8	33642	1	Window, control door - UV	
9	50192	4.58 ft	Tape, .500 in. double-sided, type VHB	
10	60067	10	Washer, #10 flat .435/.060, SS	
11	60696	6	Washer, .250 flat .625/.050, SS	
12	60260	6	Rivet, .188 dia. x .375 to .500 grip	
13	22171	1	Flap, control door	
14	22170B	1	Bracket, door flap	
15	62225	1	Latch, door - stainless cable w/ball	
16	22497	1	Latch, T-handle - left cw lock	
--	33566	1	Assembly, control door	Items 1 - 16

ROOF ASSEMBLY

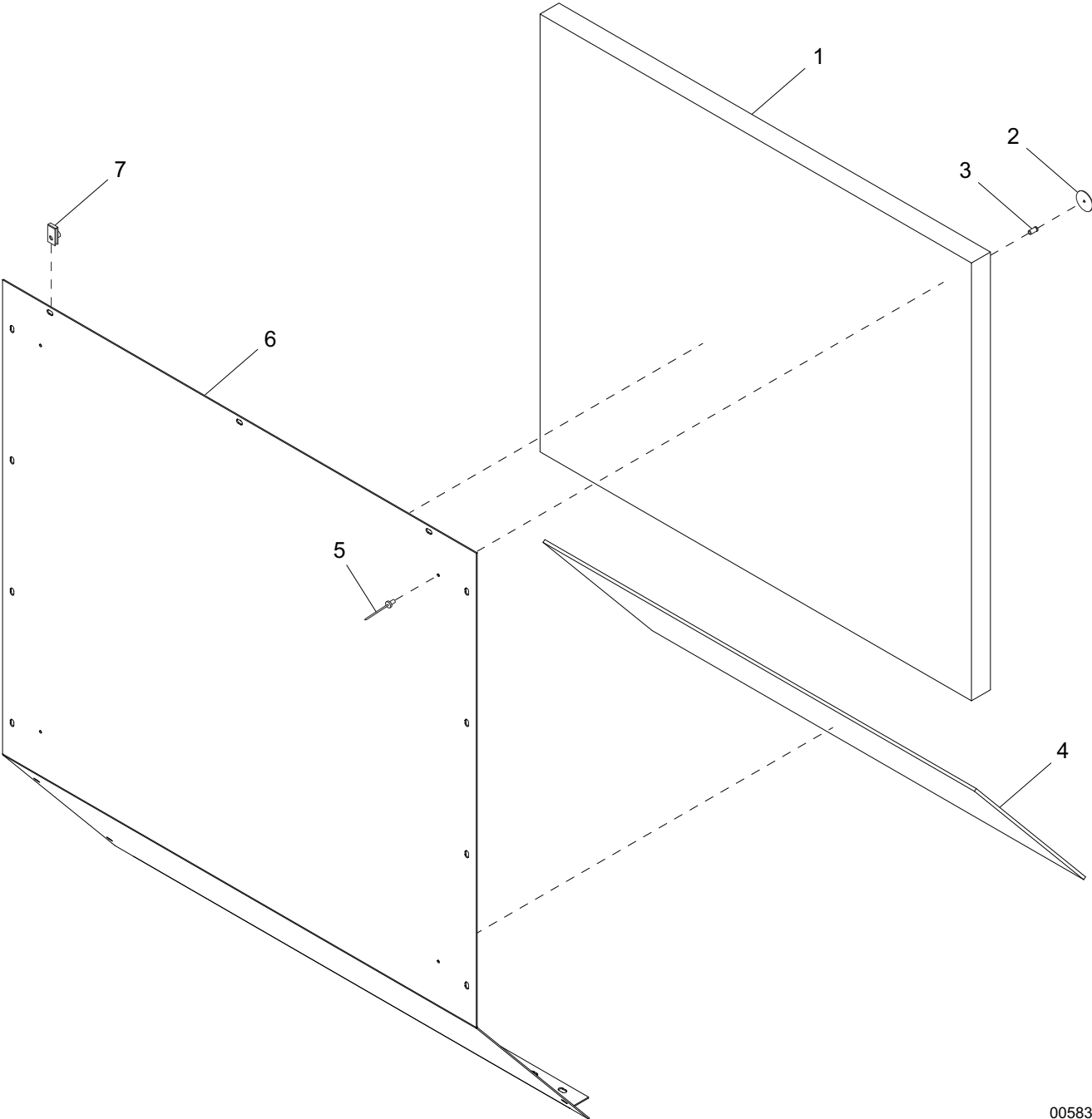


00582

ROOF ASSEMBLY

ITEM	PART NO.	QTY	DESCRIPTION	NOTES
1	29911B	1	Panel, roof insert	
2	60507	4	Screw, .312-18x1.0 std hex, SS	
3	60452	8	Washer, .313 flat 1.125/1.0 bonded rubber, SS	
4	25053W	1	Panel, access	
5	61195	4	Screw, .250-20x.750 std hex, SS	
6	29909W	1	Panel, rear roof	
7	29920	1	Foam, rear roof	
8	23982	1	Insulation, ceramic roof	
9	22174	1	Foam, front roof	
10	62132	4	Insert, thrd .250-20 splined .027-.165 grip	
11	29910W	1	Panel, front roof	
--	29905	1	Assembly, front roof	Items 1 - 5 & 8 - 10
--	29904	1	Assembly, rear roof	Items 6 - 7

FRONT PANEL ASSEMBLY

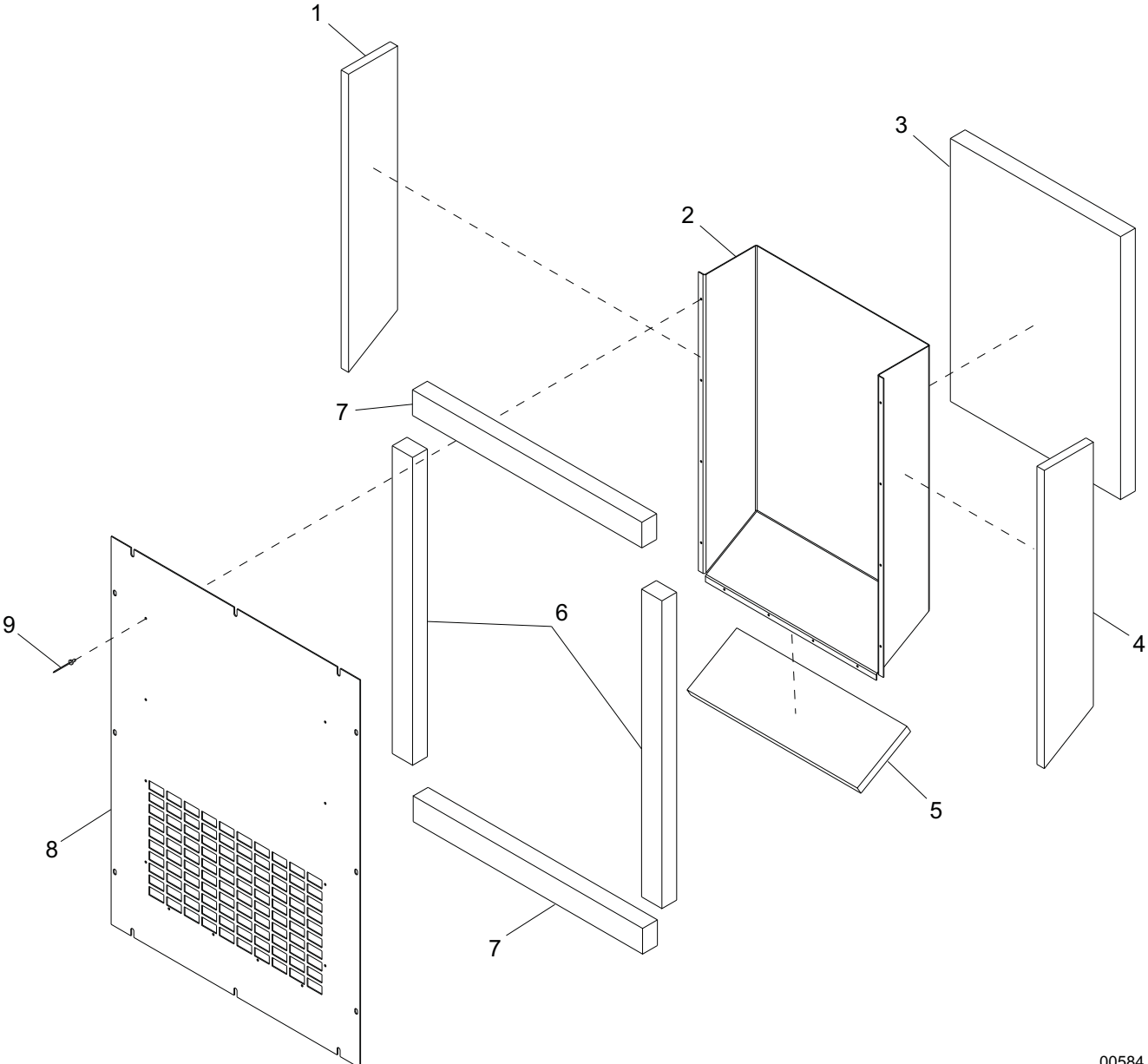


00583

FRONT PANEL ASSEMBLY

ITEM	PART NO.	QTY	DESCRIPTION	NOTES
1	29936	1	Foam, front - top	
2	30847	4	Retainer, foam - .188 hole	
3	32251	4	Spacer, steel - .195 IDx.312 ODx.685 long	
4	29937	1	Foam, front - lower	
5	61155	4	Rivet, .188 dia. x .438-.750 grip	
6	29768W	1	Panel, front	
7	60505	3	Nut, .312-18 U-clip - long type	
--	29903	1	Assembly, front panel	Items 1 - 7

REAR PANEL ASSEMBLY

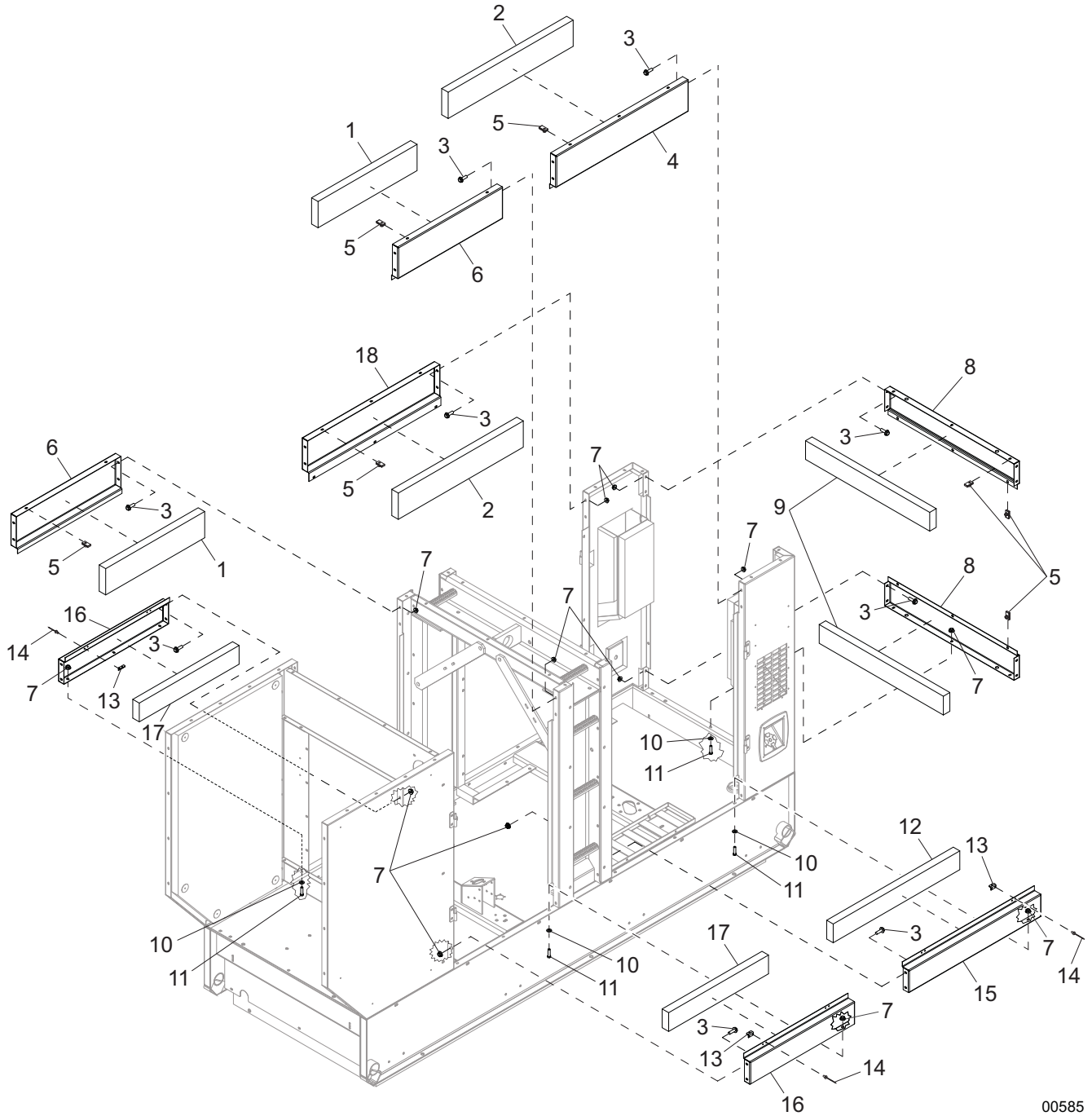


00584

REAR PANEL ASSEMBLY

ITEM	PART NO.	QTY	DESCRIPTION	NOTES
1	21965	1	Foam, rear duct - right	
2	22138W	1	Duct, rear	
3	22184	1	Foam, rear duct - face	
4	21966	1	Foam, rear duct - left	
5	22185	1	Foam, rear duct - lower	
6	21989	2	Foam, rear panel - long	
7	22186	2	Foam, rear panel - short	
8	22066W	1	Panel, rear	
9	60268	12	Rivet, .188 dia. x .126 to .250 grip	
--	22144	1	Assembly, rear panel	Items 1 - 9

END AND SIDE PANELS TO UNIT

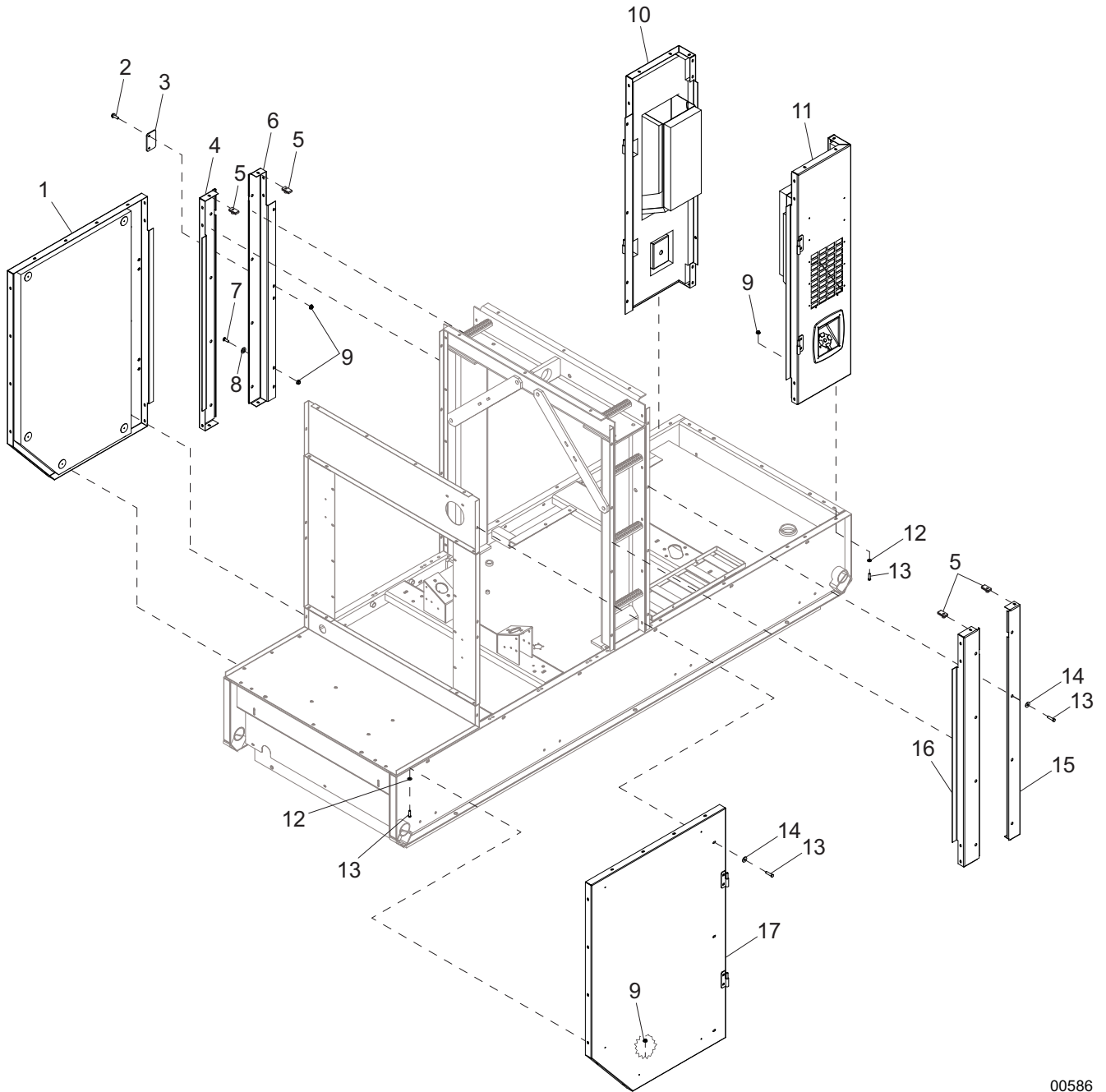


00585

END AND SIDE PANELS TO UNIT

ITEM	PART NO.	QTY	DESCRIPTION	NOTES
1	22179	2	Foam, front upper	
2	22181	2	Foam, rear upper	
3	61091	36	Screw, .312-18x1.0 sflg hex, G5	
4	22135W	1	Panel, left rear upper	
5	60505	21	Nut, .312-18 U-clip - long type	
6	22133W	2	Panel, front upper	
7	60095	50	Nut, .312-18 sflg	
8	22064W	2	Panel, end	
9	22178	2	Foam, end panel	
10	60340	14	Washer, .312 flat .875/.040, SS	
11	60507	14	Screw, .312-18x1.0 std hex, SS	
12	22182	1	Foam, rear lower	
13	20916Z	3	Bracket, prop rod	
14	60268	6	Rivet, .188 dia. x .126 to .250 grip	
15	22137W	1	Panel, rear lower	
16	22134W	2	Panel, front lower	
17	22180	2	Foam, front lower	
18	22136W	1	Panel, control box upper	
--	22088	1	Assembly, end panel	Items 5, 8, & 9
--	22139	1	Assembly, front upper panel	Items 1, 5, & 6
--	22140	1	Assembly, front lower panel	Items 13, 14, 16, & 17
--	22141	1	Assembly, left rear upper panel	Items 2, 4, & 5
--	22142	1	Assembly, right rear upper panel	Items 2, 5, & 18
--	22143	1	Assembly, rear lower panel	Items 12 - 14

CENTER AND CORNER PANELS TO UNIT

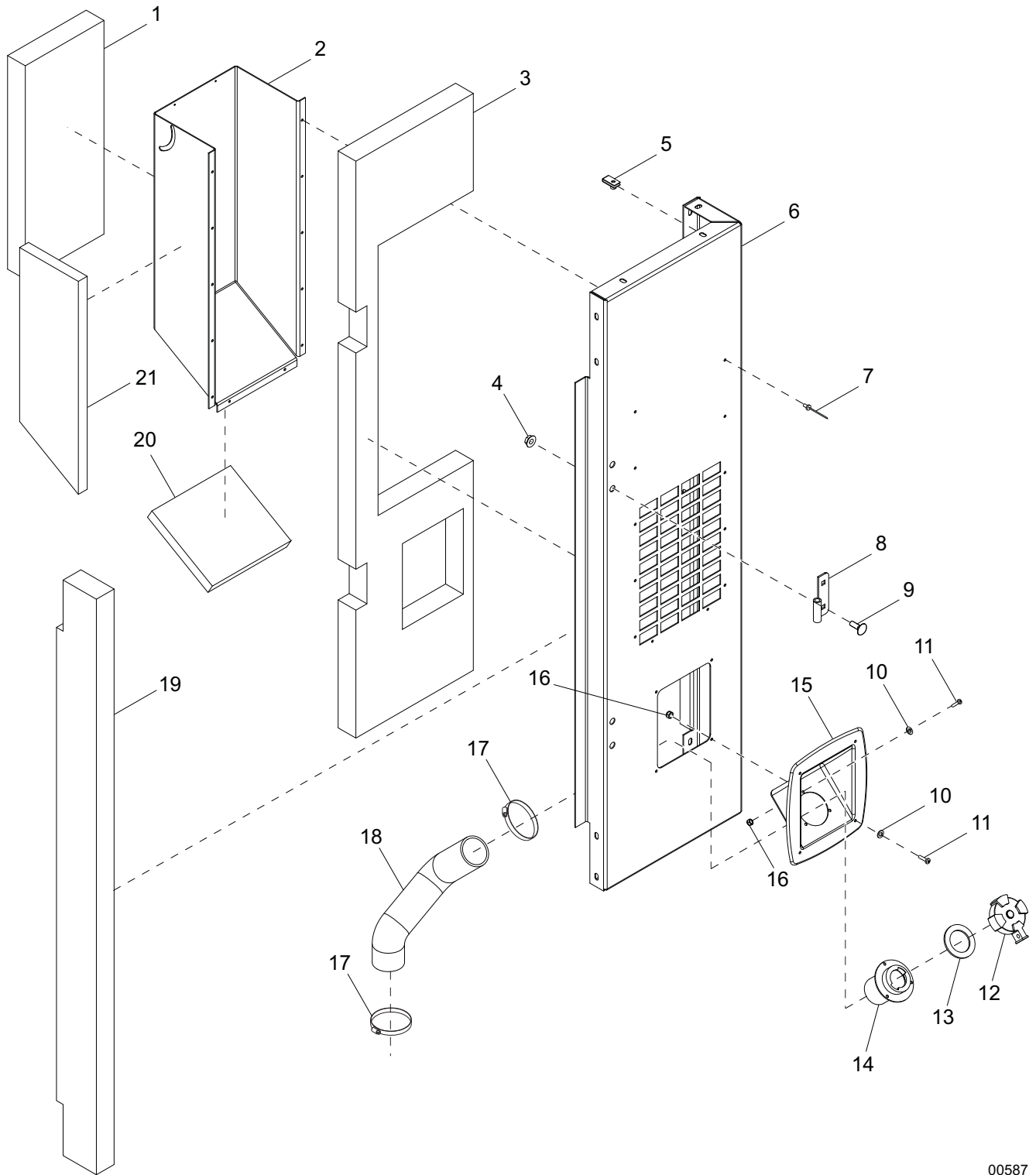


00586

CENTER AND CORNER PANELS TO UNIT

ITEM	PART NO.	QTY	DESCRIPTION	NOTES
1	Page 36	1	Assembly, right front panel	
2	61091	2	Screw, .312-18 sflg hex, G5	
3	26165B	1	Plate, door latch	
4	29900W	1	Panel, right front center	
5	60505	4	Nut, .312-18 U-clip - long type	
6	29899W	1	Panel, right rear center	
7	60654	3	Screw, .312-18x1.0 button hex, SS	
8	60698	3	Washer, .375 flat.875/.040, SS	
9	60095	17	Nut, .312-18 sflg	
10	Page 32	1	Assembly, right rear corner panel	
11	Page 30	1	Assembly, left rear corner panel	
12	60340	12	Washer, .312 flat .875/.040, SS	
13	60507	34	Screw, .312-18x1.0 std hex, SS	
14	60452	22	Washer, .313 flat 1.125/1.0 bonded rubber, SS	
15	29902W	1	Panel, left rear center	
16	29901W	1	Panel, left front center	
17	Page 34	1	Assembly, left front panel	

LEFT REAR CORNER ASSEMBLY

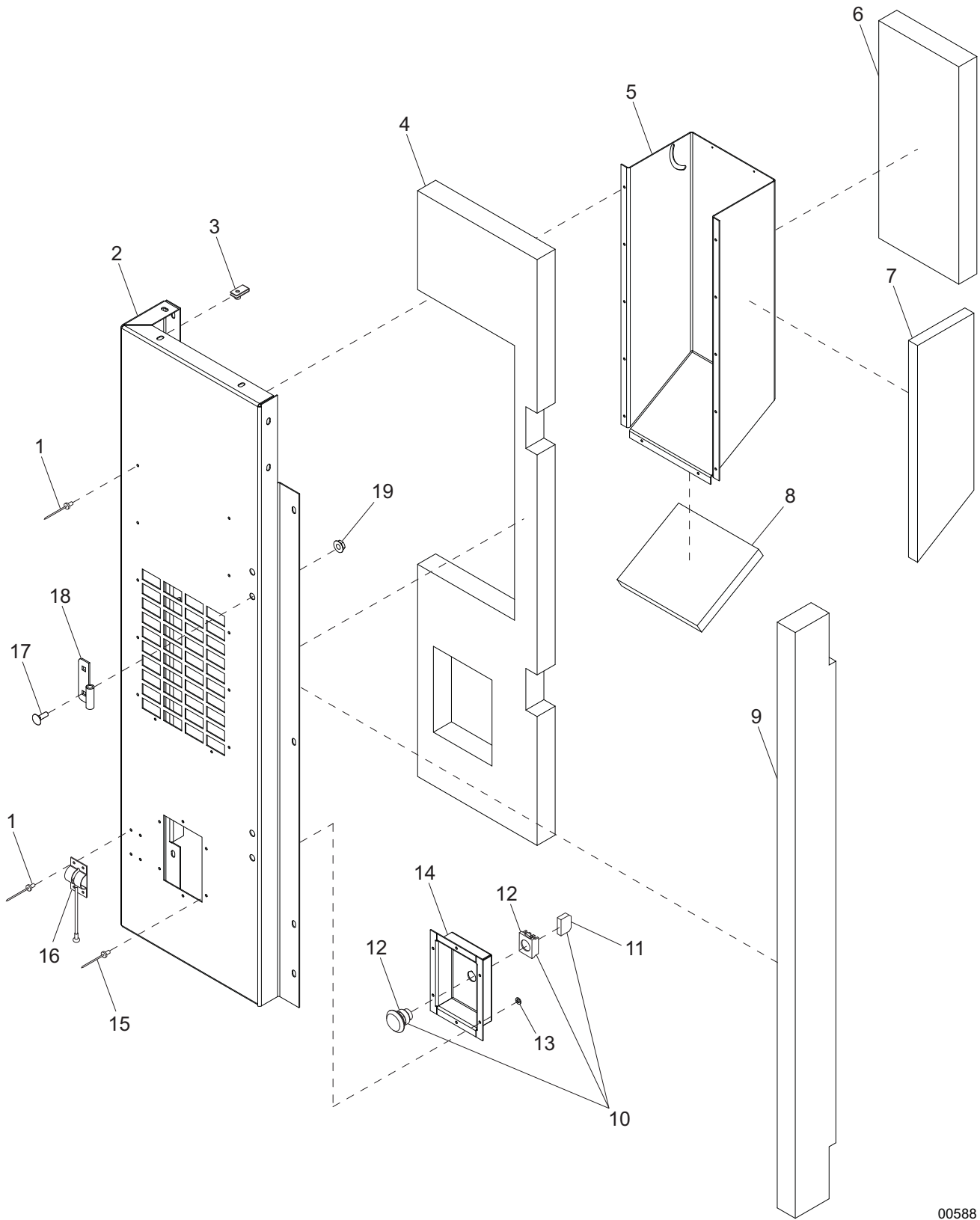


00587

LEFT REAR CORNER ASSEMBLY

ITEM	PART NO.	QTY	DESCRIPTION	NOTES
1	21968	1	Foam, duct - face	
2	21871W	1	Duct, side air	
3	22176	1	Foam, left rear corner	
4	60095	4	Nut, .312-18 sflg	
5	60505	6	Nut, .312-18 U-clip - long type	
6	22062W	1	Panel, left rear corner	
7	60268	12	Rivet, .188 dia. x .126 to .250 grip	
8	18460	2	Hinge, left (female)	
9	61066	4	Screw, .312-18x1.0 carr sqr, SS	
10	60067	7	Washer, #10 flat .435/.060, SS	
11	60529	7	Screw, 10-24x.625 pan phil, SS	
12	18648	1	Cap, fuel fill with gasket	
13	19238	1	Gasket, fuel fill	
14	18666B	1	Weldment, filler tube & flange	
15	18506	1	Port, fuel fill	
16	60530	7	Nut, 10-24 nylock, SS	
--	18719	1	Assembly, fuel fill port	Items 10 - 16
17	19336	2	Clamp, hose - SAE 044 (2.31-3.25)	
18	18301	1	Hose, fuel fill	
19	21963	1	Foam, corner	
20	21969	1	Foam, duct - lower	
21	21970	1	Foam, duct - right	
--	22086	1	Assembly, left rear corner	Items 1 - 21

RIGHT REAR CORNER ASSEMBLY

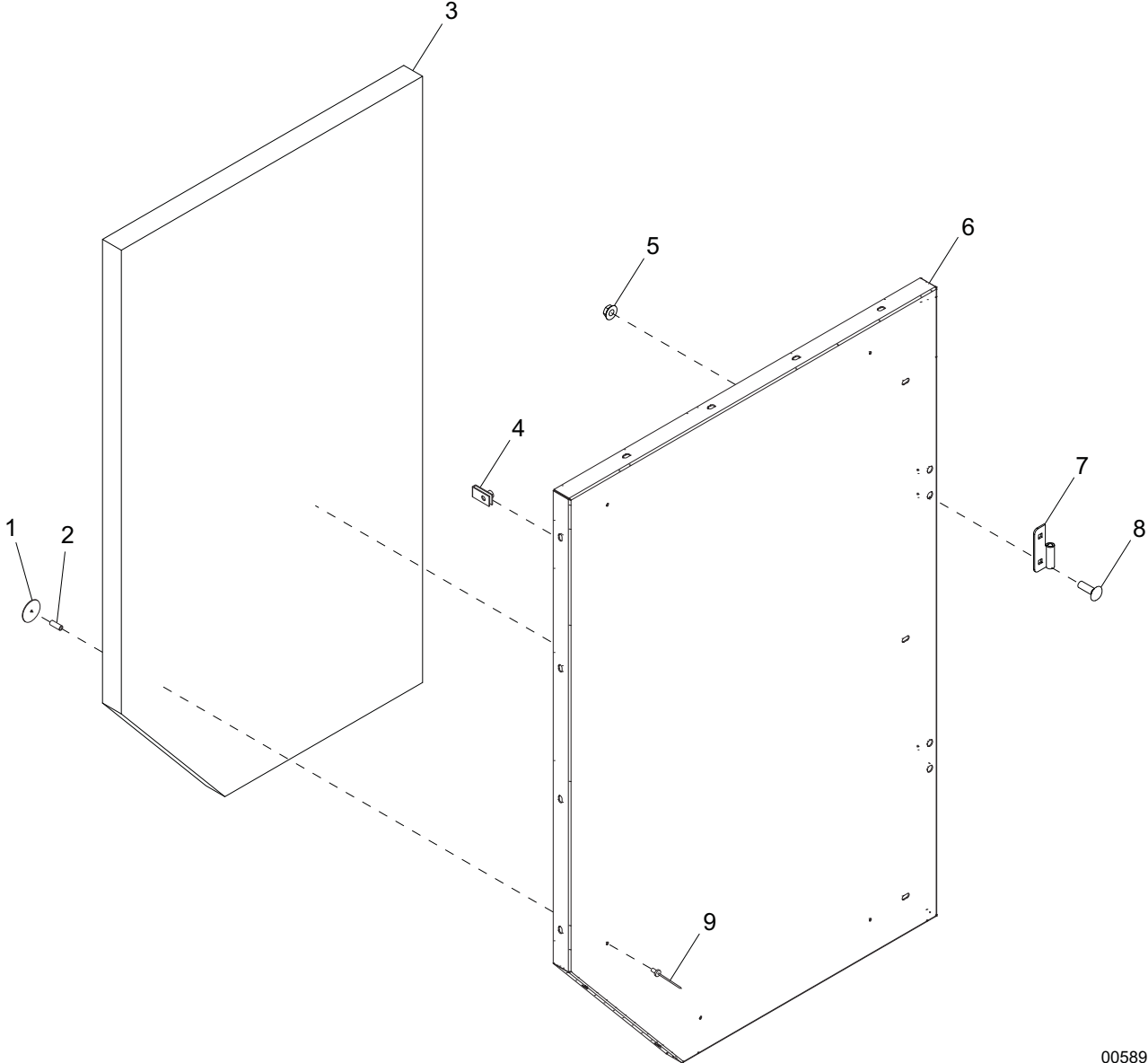


00588

RIGHT REAR CORNER ASSEMBLY

ITEM	PART NO.	QTY	DESCRIPTION	NOTES
1	60268	16	Rivet, .188 dia. x .126 to .250 grip, SS	
2	22063W	1	Panel, right rear corner	
3	60505	6	Nut, .312-18 U-clip - long type	
4	22177	1	Foam, right rear corner	
5	21871W	1	Duct, side air	
6	21968	1	Foam, duct - face	
7	21971	1	Foam, duct - left	
8	21969	1	Foam, duct - lower	
9	21963	1	Foam, corner	
10	12667	1	Switch, E-stop, 1NC contactor	Items 11 - 12
11	65580	1	Block, E-stop contactor - NC	
12	65470	1	Switch, E-stop operator	
13	60067	6	Washer, #10 flat .435/.060, SS	
14	30645	1	Panel, emergency stop	
15	60260	6	Rivet, .188 dia. x .375 to .500 grip, SS	
16	62225	1	Latch, door - stainless cable w/ ball	
17	61066	4	Screw, .312-18x1.0 carr sqr, SS	
18	18462	2	Hinge, right (female)	
19	60095	4	Nut, .312-18 sflg	
--	22087	1	Assembly, right rear corner	Items 1 - 9, 13 - 15, & 17 - 19

LEFT FRONT PANEL ASSEMBLY

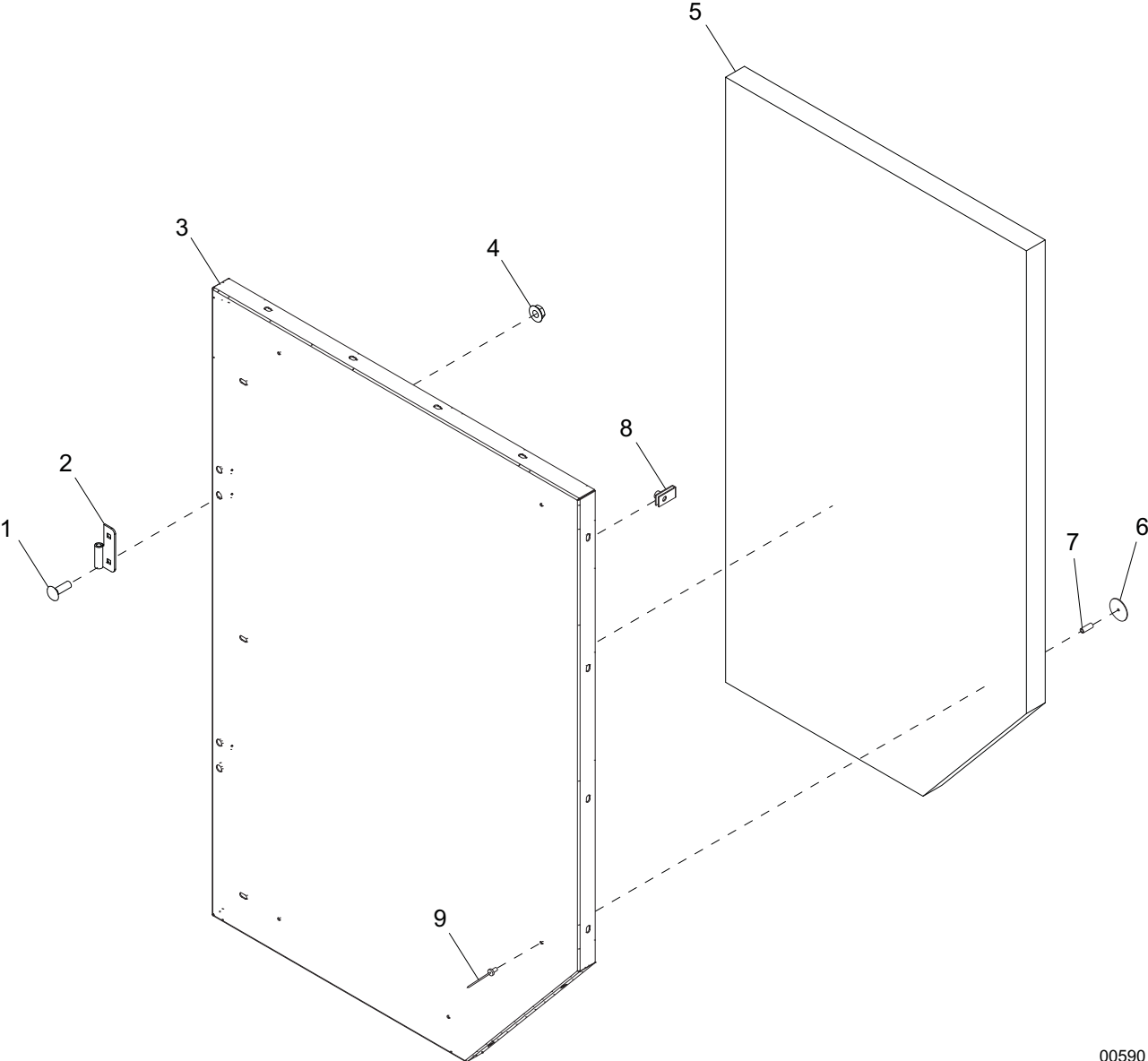


00589

LEFT FRONT PANEL ASSEMBLY

ITEM	PART NO.	QTY	DESCRIPTION	NOTES
1	30847	5	Retainer, foam - .188 hole	
2	32251	5	Spacer, steel - .195 IDx.312 ODx.685 lg	
3	29931	1	Foam, left front corner	
4	60505	10	Nut, .312-18 U-clip - long type	
5	60095	4	Nut, .312-18 sflg	
6	29699W	1	Panel, left front	
7	18462	2	Hinge, right (female)	
8	61066	4	Screw, .312-18x1.0 carr sqr, SS	
9	61155	5	Rivet, .188 dia. x .438-.750 grip	
--	29890	1	Assembly, left front panel	Items 1 - 9

RIGHT FRONT PANEL ASSEMBLY

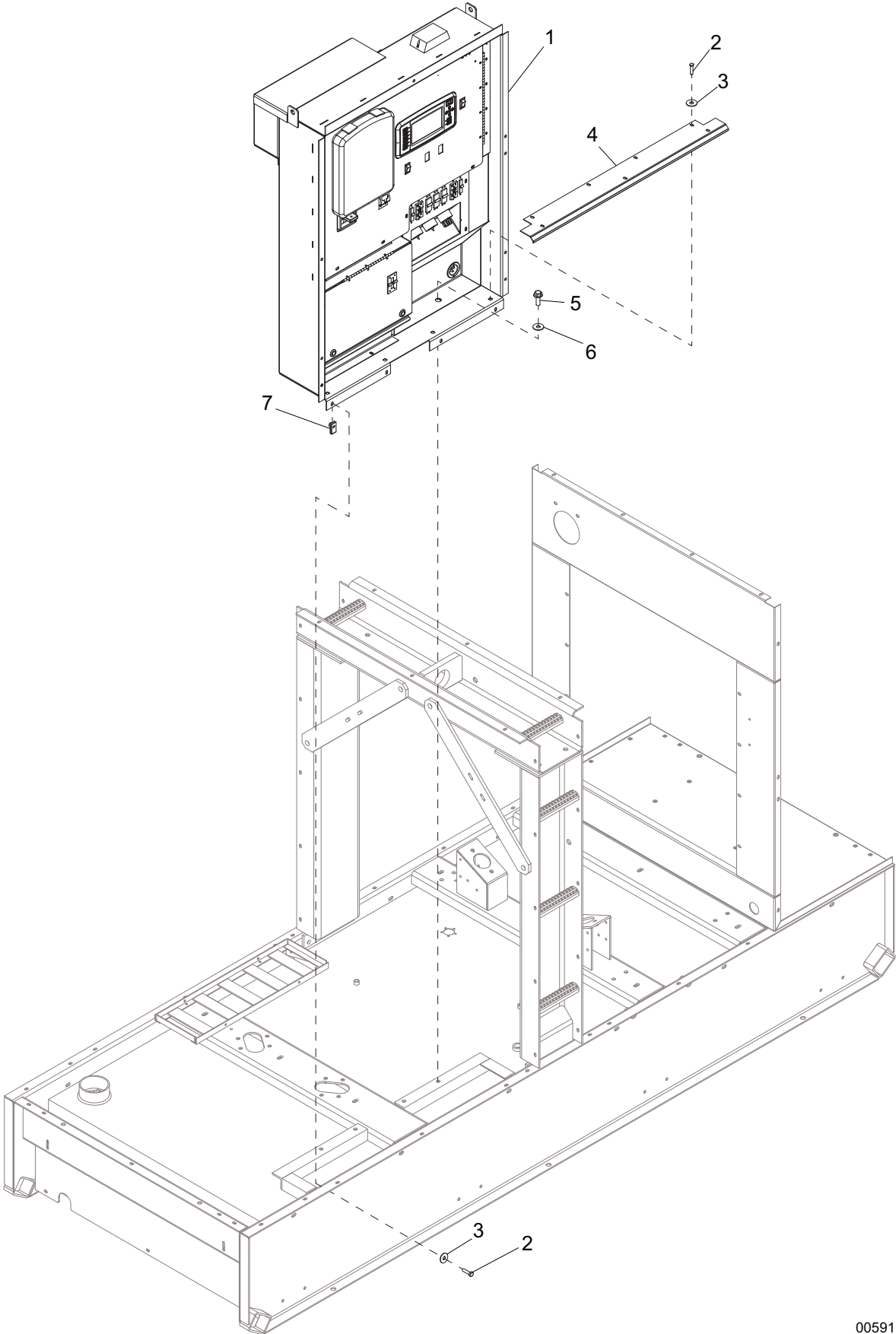


00590

RIGHT FRONT PANEL ASSEMBLY

ITEM	PART NO.	QTY	DESCRIPTION	NOTES
1	61066	4	Screw, .312-18x1.0 carr sqr, SS	
2	18460	2	Hinge, left (female)	
3	29700W	1	Panel, right front	
4	60095	4	Nut, .312-18 sflg	
5	29930	1	Foam, right front	
6	30847	5	Retainer, foam - .188 hole	
7	32251	5	Spacer, steel - .195 IDx.312 ODx.685 lg	
8	60505	10	Nut, .312-18 U-clip - long type	
9	61155	5	Rivet, .188 dia. x .438-.750 grip	
--	29889	1	Assembly, right front panel	Items 1 - 9

CONTROL BOX TO UNIT

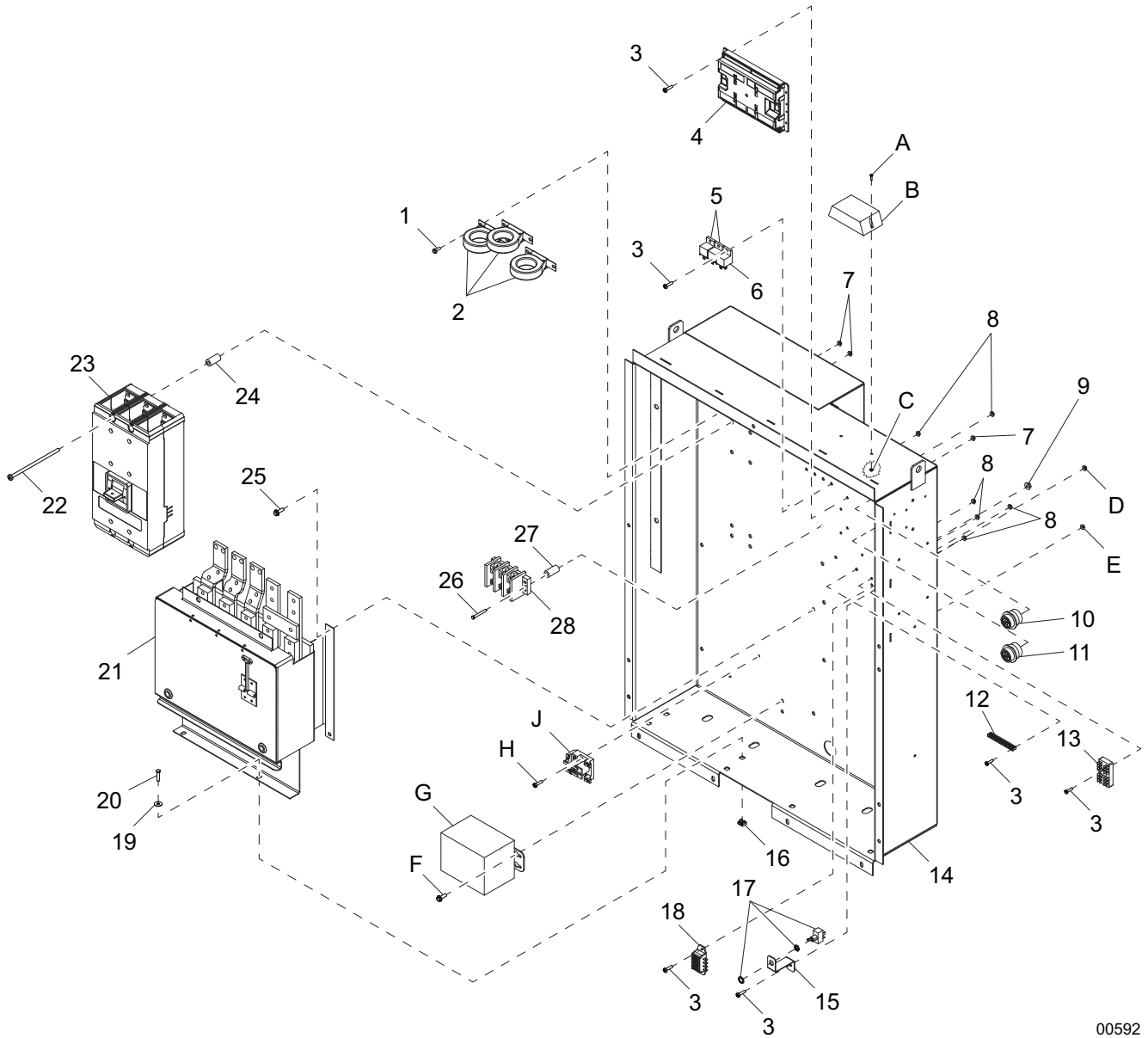


00591

CONTROL BOX TO UNIT

ITEM	PART NO.	QTY	DESCRIPTION	NOTES
1	Page 40	1	Assembly, control box	
2	60507	11	Screw, .312-18x1.0 std hex, SS	
3	60452	11	Washer, .313 flat 1.125/1.0 bonded rubber, SS	
4	28582B	1	Panel, cable guard	
5	60018	4	Screw, M10-1.50x20 sflg hex, class 90	
6	60729	4	Washer, .375 fender 1.50/.090	
7	60505	4	Nut, .312-18 U-clip - long type	

CONTROL BOX ASSEMBLY (1 OF 2)



00592

CONTROL BOX ASSEMBLY (1 OF 2)

ITEM	PART NO.	QTY	DESCRIPTION	NOTES
1	60175	6	Screw, .250-20x.500 sflg hex, G5	
2	65443	3	Transformer, current (500:5A)	
3	60062	13	Screw, 10-32x.750 pan phil, G2	
4	67181	1	Controller, programmed - eng/gen	
5	65049	2	Relay, 12V, 30/40A NO w/diode	
6	66455	1	Relay, 12V, 70A NC/80A NO w/diode	
7	60161	12	Nut, .250-20 sflg, G5	
8	61045	13	Nut, 10-32 sflg	
9	60145	4	Nut, .375-16 sflg, G5	
10	65309	1	Connector, Deutsch 21 pos. receptacle	
11	28704	1	Connector, Deutsch 31 pos. receptacle	
12	14204	1	Kit, ground bar	
13	66992	1	Block, terminal - 4x6 push-on	
14	33342B	1	Weldment, control box	
15	32734ZY	1	Bracket, ECU power switch	
16	15425	6	Nut, .312-18 cage	
17	25077	1	Switch, toggle - SPST 20A VAC	
18	66991	1	Holder, fuse - 4 bank, ATO/ATC push-on	
19	60452	2	Washer, .313 flat 1.25/1.0 bonded rubber, SS	
20	60507	2	Screw, .312-18x1.0 std hex, SS	
21	Page 46	1	Assembly, lug box	
22	60371	4	Screw, .250-20x3.0 pan phil, G5	
23	65352	1	Breaker, 450A, 3-pole, 12-24V	
24	28580B	4	Spacer, breaker - 2.625 in. long	
25	60517	4	Screw, .375-16x1.0 sflg hex	
26	60259	2	Screw, .250-20x2.50 std hex, G5	
27	28581B	2	Spacer, breaker - 1.5 in. long	
28	65356	1	Block, terminal - 3-pole, Bussman	
--	67038	1	Harness, control box	Includes items 5, 6, 10 - 13, 15, 17, & 18

OPTIONAL FEATURES

Battery Charger:

A	60062	2	Screw, 10-32x.750 pan phil, G2
B	65326	1	Charger, battery - 2A, 3 stage, 1 output
C	61045	2	Nut, 10-32 sflg

Buck Transformer:

D	61045	2	Nut, 10-32 sflg
E	60145	3	Nut, .375-16 sflg, G5
F	60517	3	Screw, .375-16x1.0 sflg hex
G	21487	1	Transformer, 1.13:1, 1-phase, 500VA
H	60396	2	Screw, 10-32x1.25 pan phil, G2
J	65461	1	Relay, 30A DPDT 120VAC power
--	67081	1	Wire group, buck transformer

Extended Run Tank:

--	34471	1	Controller, programmed - eng/gen
----	-------	---	----------------------------------

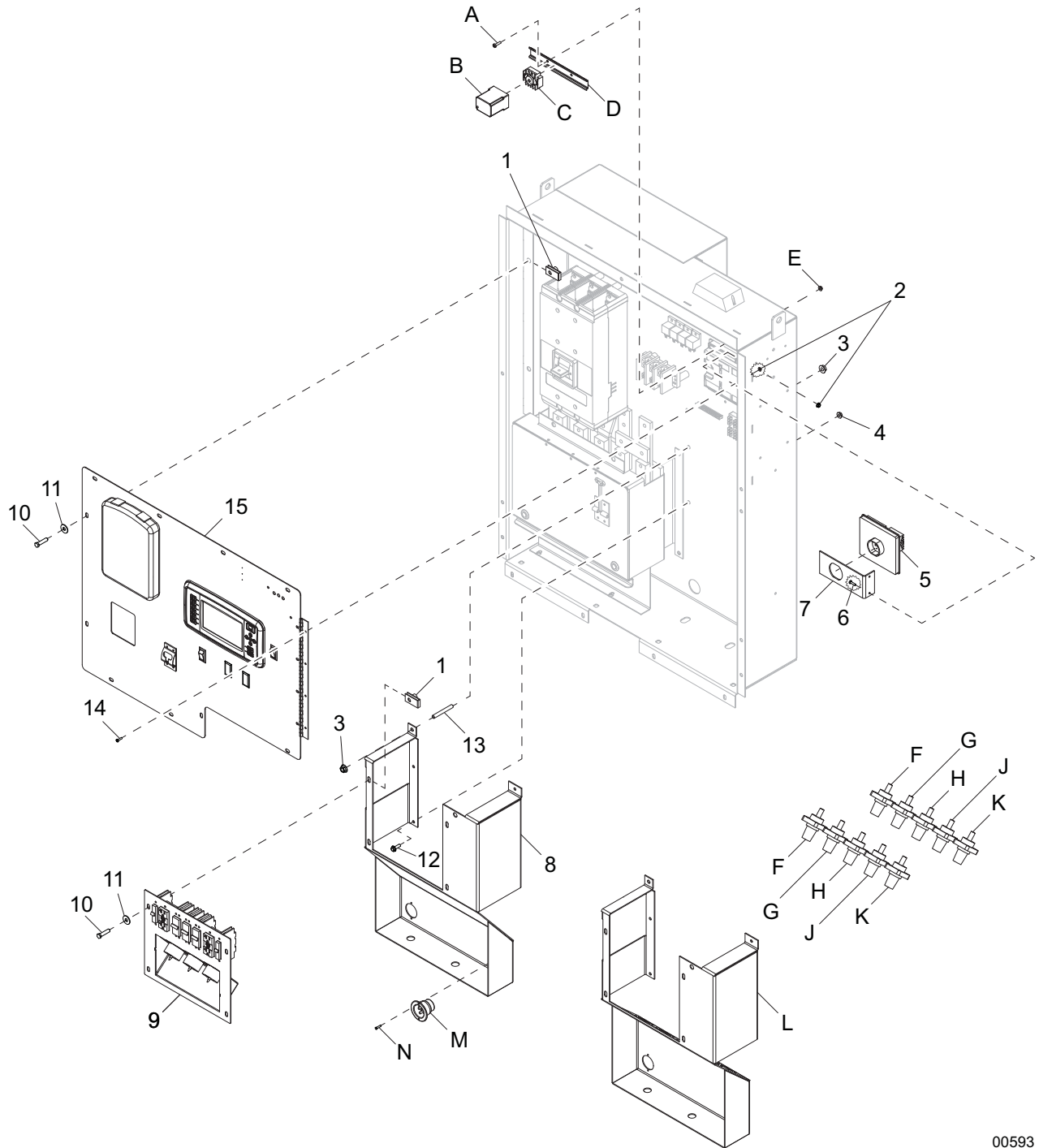
Super Start Generator:

--	34472	1	Controller, programmed - eng/gen
----	-------	---	----------------------------------

Super Start Generator with Extended Run Tank:

--	34473	1	Controller, programmed - eng/gen
----	-------	---	----------------------------------

CONTROL BOX ASSEMBLY (2 OF 2)



00593

CONTROL BOX ASSEMBLY (2 OF 2)

ITEM	PART NO.	QTY	DESCRIPTION	NOTES
1	60505	11	Nut, .312-18 U-clip - long type	
2	61045	6	Nut, 10-32 sflg	
3	60145	2	Nut, .375-16 sflg, G5	
4	60161	5	Nut, .250-20 sflg, G5	
5	36364	1	Regulator, voltage - PM500	
6	60062	2	Screw, 10-32x.750 pan phil, G2	
7	34674B	1	Bracket, PM500	
8	33582W	1	Panel, without cam lock	
9	Page 52	1	Assembly, receptacle panel	
10	60507	13	Screw, .312-18x1.0 std hex, SS	
11	60452	13	Washer, .313 flat 1.25/1.0 bonded rubber, SS	
12	60175	5	Screw, .250-20x.500 sflg hex, G5	
13	62165	1	Stud, .375-16x1.50, SS	
14	60398	4	Screw, 10-32x.500 pan phil, SS	
15	Page 44	1	Assembly, control panel	
--	67127	1	Wire group - extensions	
--	60622	1	Wire group - L0 & ground box	

OPTIONAL FEATURES

Buck Transformer:

A	60062	2	Screw, 10-32x.750 pan phil, G2
B	66340	1	Relay, voltage sensing (132V in, 126V out)
C	65644	1	Base, relay - 8 pos
D	66003	1	Rail, din - 35mm x 6.0 in
E	61045	2	Nut, 10-32 sflg
--	65674	2	Stop, 35mm din rail end

Cam Locks:

F	65551	2	Connector, cam lock flange female, 400A, black
G	65552	2	Connector, cam lock flange female, 400A, red
H	65553	2	Connector, cam lock flange female, 400A, blue
J	66040	2	Connector, cam lock flange female, 400A, white
K	66041	2	Connector, cam lock flange female, 400A, green
L	33355W	1	Panel, cam lock
--	60062	40	Screw, 10-32x.750 pan phil, G2
--	60061	40	Nut, 10-32 nylock
--	66791	2	Cover, cam lock - red
--	66792	2	Cover, cam lock - black
--	66793	2	Cover, cam lock - white
--	66794	2	Cover, cam lock - green
--	66795	2	Cover, cam lock - blue
--	67179	1	Wire group - cam locks
--	33350	1	Bus, lug extension

Battery Charger:

M	65285	1	Receptacle, 120V/15A inlet (Edison) flange
N	60364	2	Screw, 10-16x.500 std hex, self drilling, G2
--	19163	1	Fitting, bushing - .500 ODx.375 ID

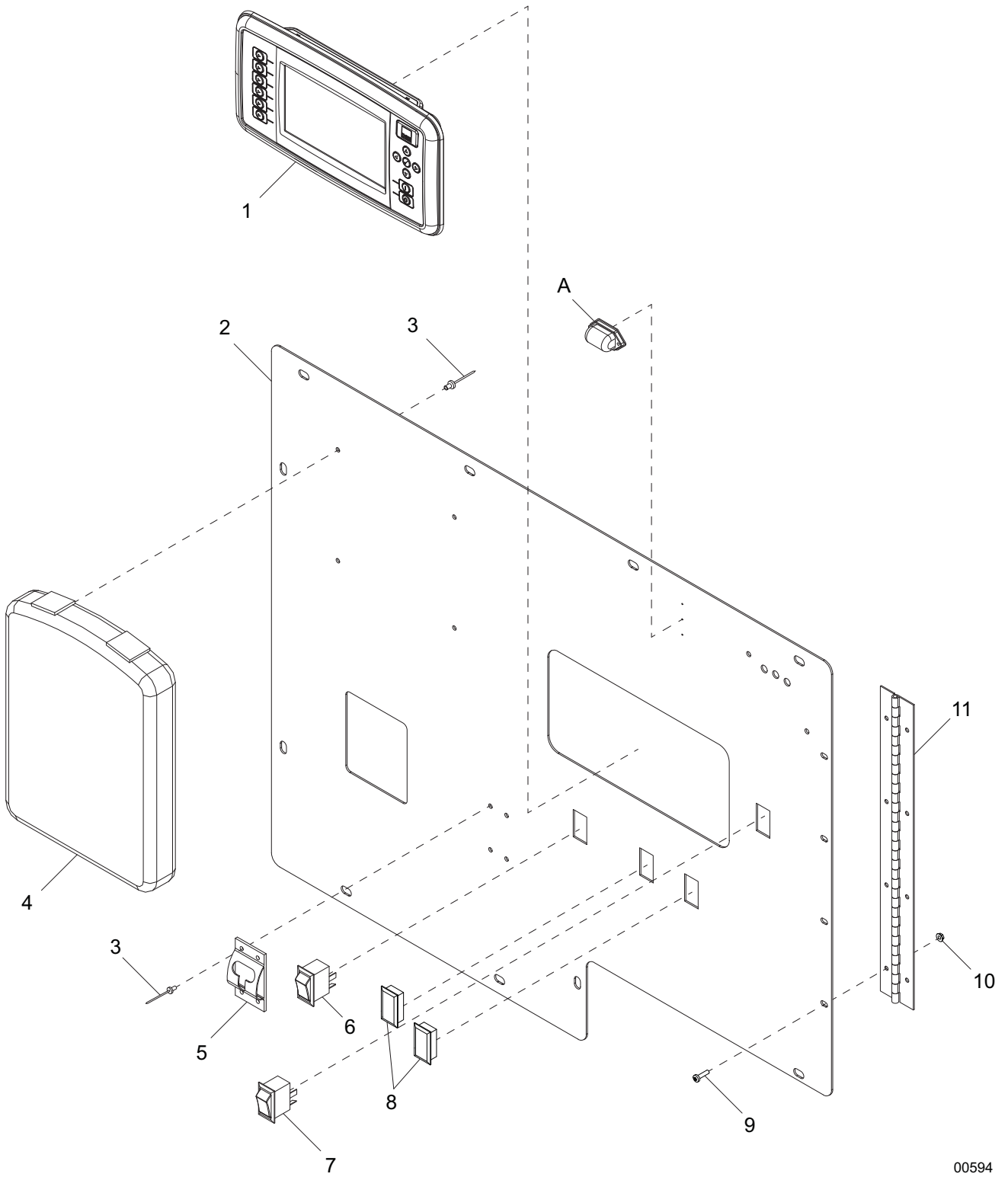
4 Position Phase Switch:

--	65659	1	Relay, DPDT, 12VDC, 8 pos
--	65644	2	Base, relay - 8 pos

Analog Gauges:

--	65659	1	Relay, DPDT, 12VDC, 8 pos
--	65644	2	Base, relay - 8 pos
--	67065	1	Module, analog output expansion - DSE2152

CONTROL PANEL ASSEMBLY



00594

CONTROL PANEL ASSEMBLY

ITEM	PART NO.	QTY	DESCRIPTION	NOTES
1	33157	1	Display, 7 in	
2	33561W	1	Panel, control panel	
3	60268	8	Rivet, .188 dia. x .126 to .250 grip, SS	
4	24540	1	Holder, manual (plastic)	
5	60652	1	Latch, door - spring loaded keeper	
6	66996	1	Switch, rocker - on/off/(on)	
7	66995	1	Switch, rocker - on/-/off	
8	34439	2	Plug, panel switch - 1.91x.96	
9	60398	4	Screw, 10-32x.500 pan phil, SS	
10	61045	4	Nut, 10-32 sflg	
11	28664	1	Hinge, 16 in. piano	
--	16143	2	Clamp, tubing - .500	

OPTIONAL FEATURES

Control Panel Light:

A	23025	1	Light, interior control panel
--	66995	1	Switch, rocker - on/-/off
--	67042	1	Wire group - panel light option

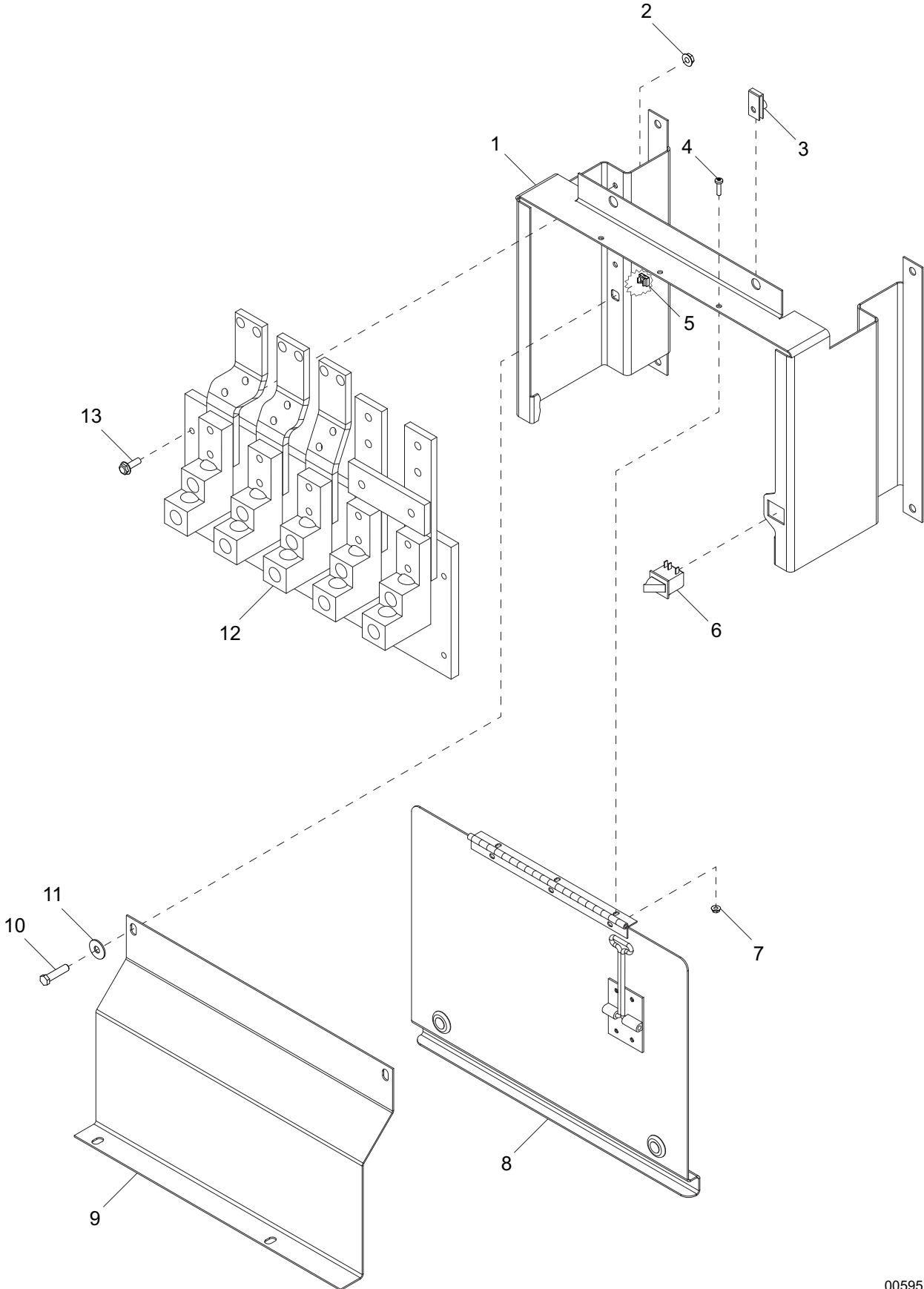
Interior Light:

--	66995	1	Switch, rocker - on/-/off
----	-------	---	---------------------------

Analog Gauges:

--	33356W	1	Panel, analog control
--	65626	1	Gauge, frequency meter
--	67895	1	Gauge, oil pressure w/light
--	67893	1	Coolant temperature w/light
--	65630	1	Gauge, voltmeter - DC w/light
--	67894	1	Gauge, fuel w/light
--	66225	1	Gauge, amp
--	65625	1	Gauge, voltmeter - AC
--	15085	1	Gauge, hourmeter
--	67888	1	Switch, rocker - on/off/on
--	67896	1	Wire group - analog gauges

LUG BOX ASSEMBLY

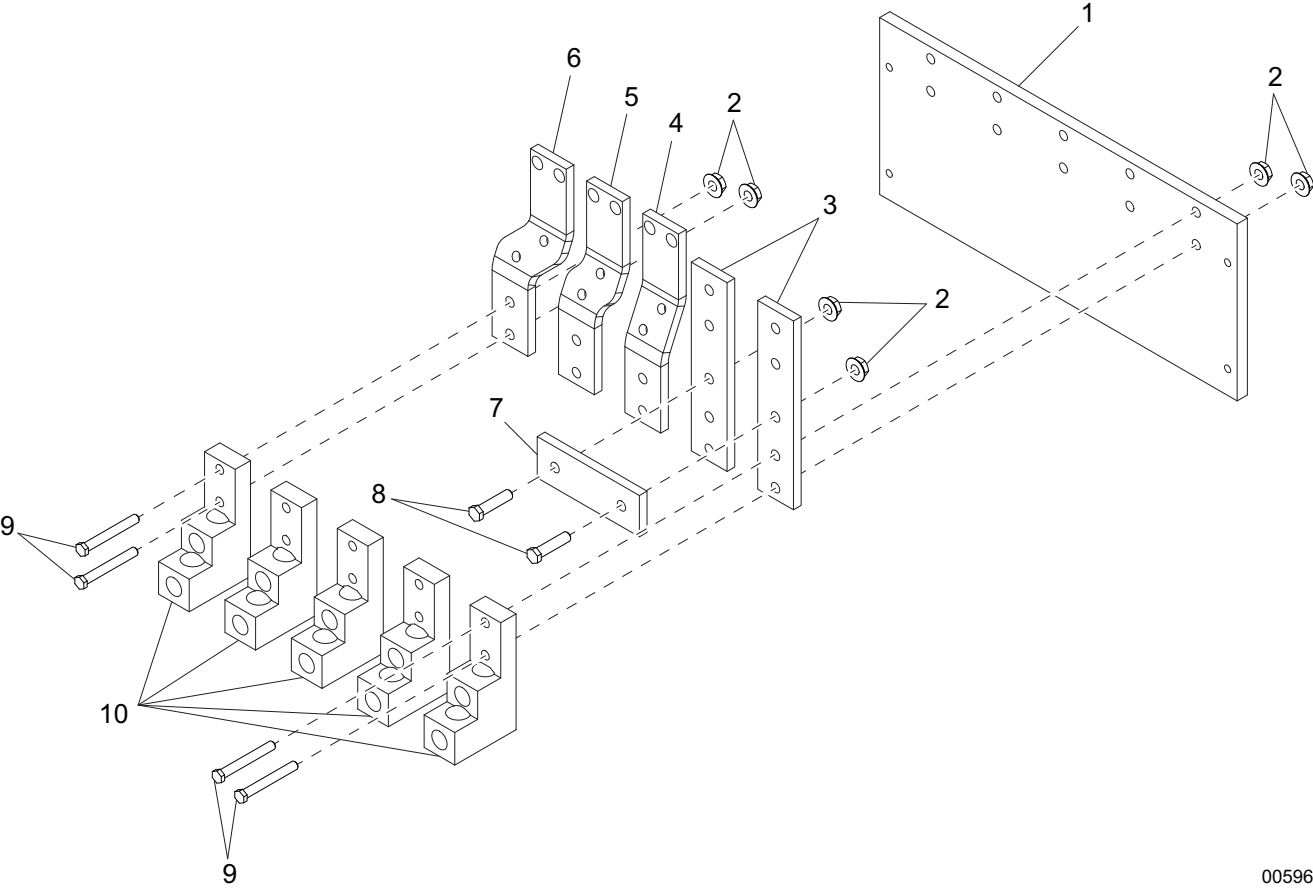


00595

LUG BOX ASSEMBLY

ITEM	PART NO.	QTY	DESCRIPTION	NOTES
1	33392W	1	Weldment, lug box enclosure	
2	60161	4	Nut, .250-20 sflg, G5	
3	60505	2	Nut, .312-18 U-clip - long type	
4	60398	3	Screw, 10-32x.500 pan phil, SS	
5	15425	2	Nut, .312-18 cage	
6	12632	1	Switch, trigger safety, NO & NC	
7	61045	3	Nut, 10-32 sflg	
8	Page 50	1	Assembly, lug box door	
9	33447W	1	Panel, lug box	
10	60507	2	Screw, .312-18x1.0 std hex, SS	
11	60452	2	Washer, .313 flat 1.125/1.0 bonded rubber, SS	
12	Page 48	1	Assembly, lug plate	
13	60479	4	Screw, .250-20x1.0 sflg hex, G5	

LUG PLATE ASSEMBLY

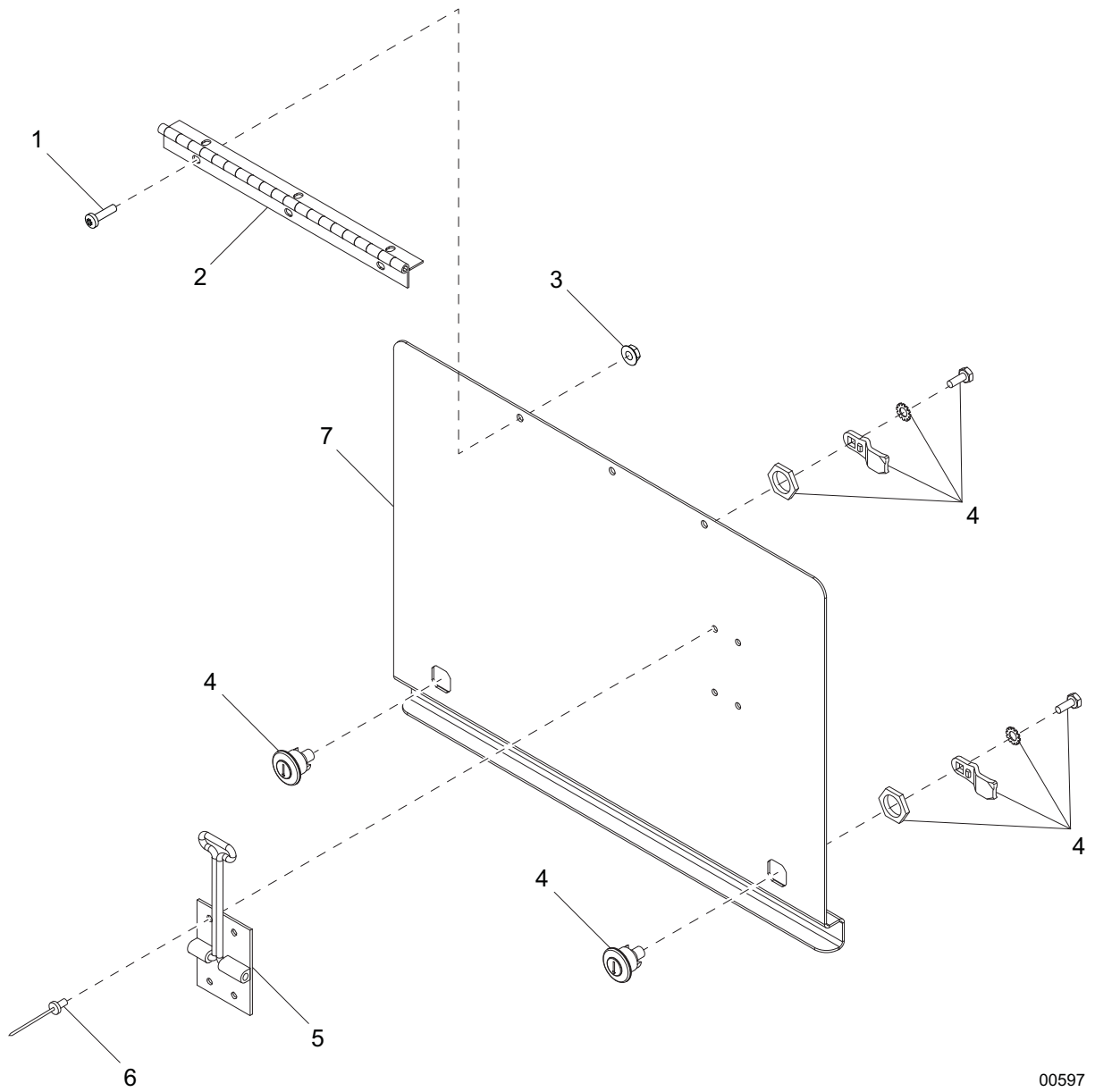


00596

LUG PLATE ASSEMBLY

ITEM	PART NO.	QTY	DESCRIPTION	NOTES
1	33345	1	Panel, lug box glastic	
2	60145	12	Nut, .375-16 sflg, G5	
3	33350	2	Bus, lug extension	
4	33383	1	Bus, main breaker - left	
5	33382	1	Bus, main breaker - center	
6	33384	1	Bus, main breaker - right	
7	33351	1	Bus, grounding link	
8	60517	2	Screw, .375-16x1.0 sflg hex	
9	60478	10	Screw, .375-16x2.0 std hex, G5	
10	65890	5	Lug, terminal - dual, 2 hole stacked	

LUG BOX DOOR ASSEMBLY

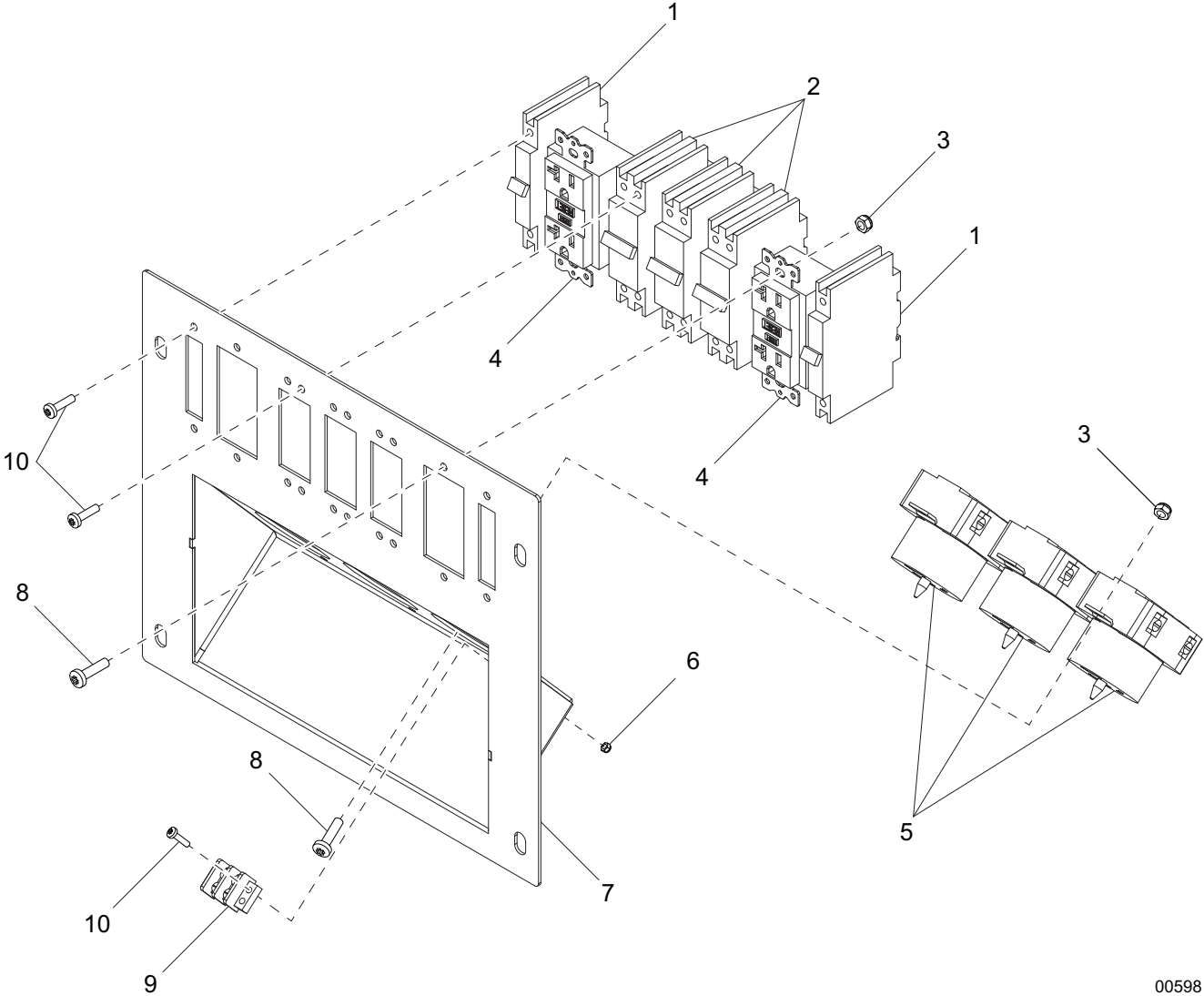


00597

LUG BOX DOOR ASSEMBLY

ITEM	PART NO.	QTY	DESCRIPTION	NOTES
1	60398	3	Screw, 10-32x.500 pan phil, SS	
2	22018	1	Hinge, continuous - 10.25 in	
3	61045	3	Nut, 10-32 sflg	
4	20762	2	Lock, door - 1/4 turn cam	
5	60652	1	Latch, door - spring loaded keeper	
6	60268	4	Rivet, .188 dia. x .126 to .250 grip, SS	
7	33349W	1	Panel, lug box door	

RECEPTACLE PANEL ASSEMBLY

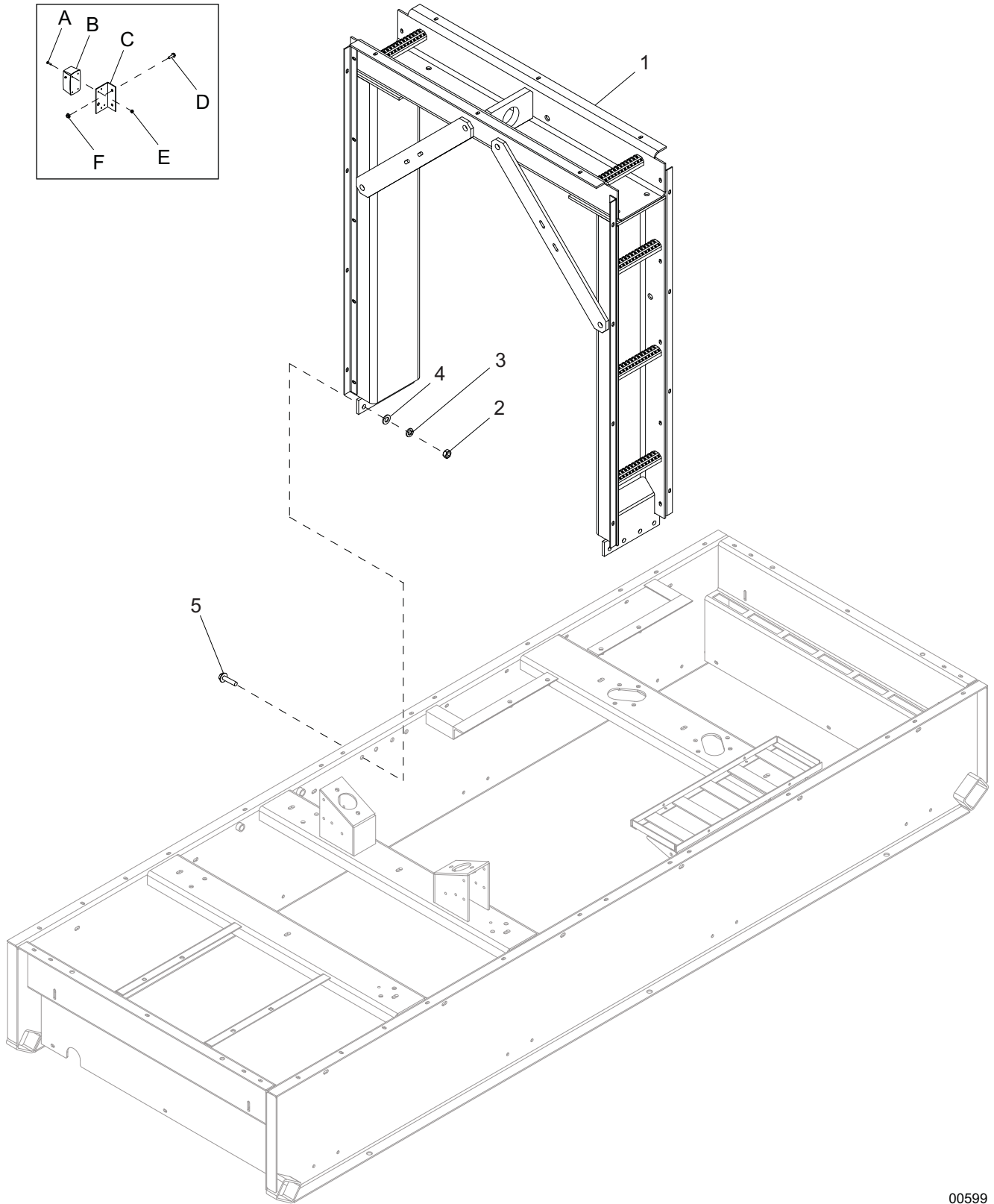


00598

RECEPTACLE PANEL ASSEMBLY

ITEM	PART NO.	QTY	DESCRIPTION	NOTES
1	18091	2	Breaker, 20A/240V, 1-pole	
2	18092	3	Breaker, 50A/240V, 2-pole	
3	60061	10	Nut, 10-3.2 nylock	
4	14130	2	Receptacle, 120V/20A GFI	
5	18089	3	Receptacle, 240V/50A twist-lock	
6	60728	2	Nut, 6-32 nylock, G5	
7	33531W	1	Weldment, receptacle panel	
8	60648	10	Screw, 10-32x.500 pan phil, thread forming, G2	
9	18890	1	Block, terminal - 2 pos	
10	60046	18	Screw, 6-32x.750 pan phil, G2	
--	67881	1	Wire group, receptacle	

LIFT STRUCTURE TO SKID ASSEMBLY



00599

LIFT STRUCTURE TO SKID ASSEMBLY

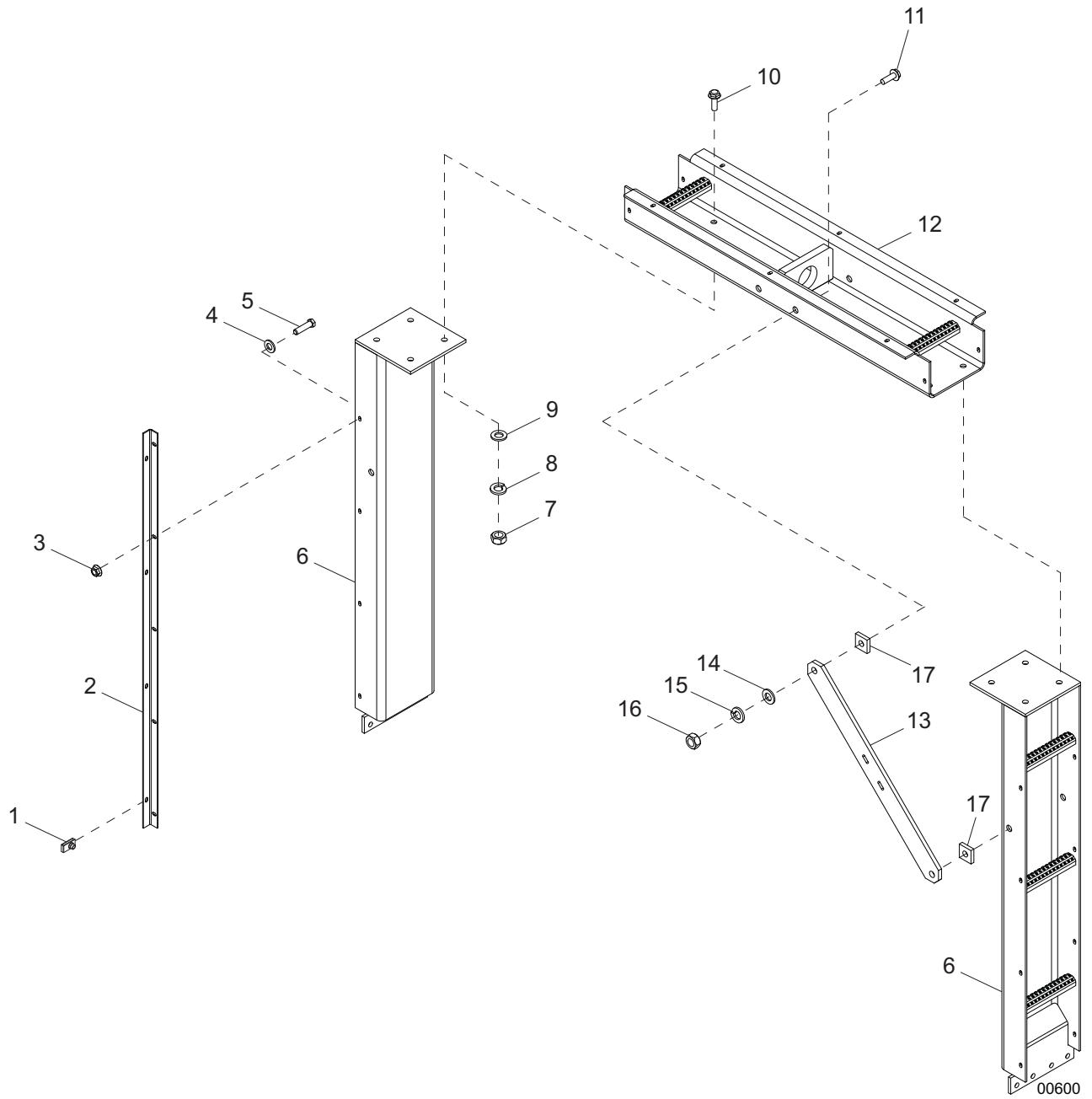
ITEM	PART NO.	QTY	DESCRIPTION	NOTES
1	Page 56	1	Assembly, lift structure	
2	60520	8	Nut, .625-11 hex, G8	
3	60194	8	Washer, M16 split lock	
4	60521	8	Washer, .625 flat 1.743/.108	
5	61078	8	Screw, .625-11x2.0 flg hex, G8	

OPTIONAL FEATURES

Interior Light:

A	60445	8	Screw, M5-.80x16 pan phil, SS
B	11947	2	Light, interior with switch
C	23528B	2	Bracket, interior light
D	61091	4	Screw, .312-18x1.0 sflg hex, G5
E	60447	8	Nut, M5-.80 nylock, SS
F	60095	4	Nut, .312-18 sflg
--	65932	1	Harness, light option

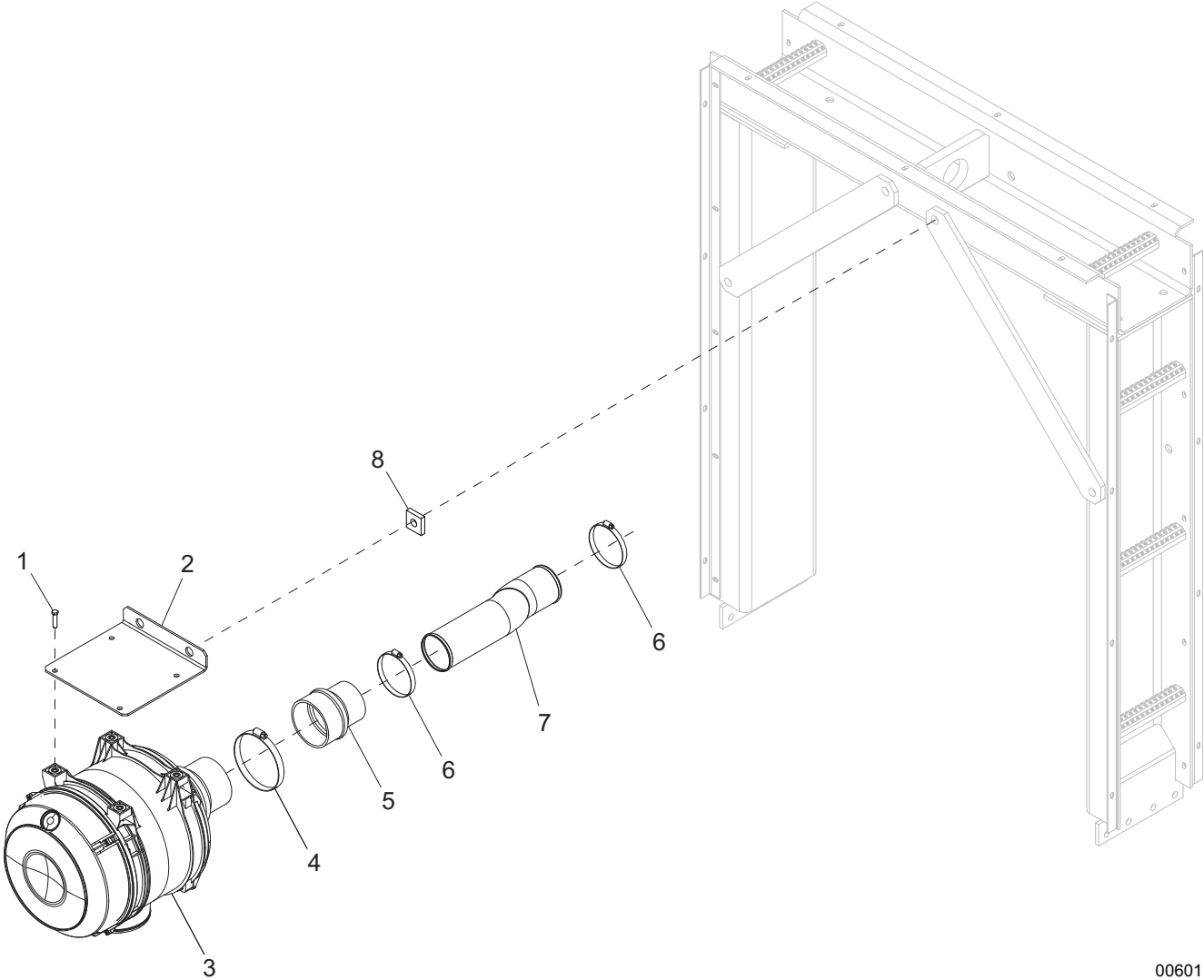
LIFT STRUCTURE ASSEMBLY



LIFT STRUCTURE ASSEMBLY

ITEM	PART NO.	QTY	DESCRIPTION	NOTES
1	60505	16	Nut, .312-18 U-clip - long type	
2	29866B	4	Bracket, lift structure - side	
3	60095	20	Nut, .312-18 sflg	
4	60340	20	Washer, .312 flat .875/.040, SS	
5	60507	20	Screw, .312-18x1.0 std hex, SS	
6	29727B	2	Weldment, lift channel - upright	
7	60520	8	Nut, .625-11 hex, G8	
8	60194	8	Washer, M16 split lock	
9	60521	8	Washer, .625 flat 1.743/.108	
10	61078	8	Screw, .625-11x2.0 flg hex, G8	
11	63111	8	Screw, .750-10x2.250 flg hex, G8	
12	29726B	1	Weldment, lift structure - top	
13	23611B	4	Plate, gusset	
14	60081	8	Washer, M20 flat	
15	60248	8	Washer, .750 split lock	
16	60249	8	Nut, .750-10 hex, G8	
--	29732	1	Assembly, lift structure	Items 1 - 16
17	33391B	2	Spacer, lift structure	Located on rear left gusset only

AIR FILTER ASSEMBLY

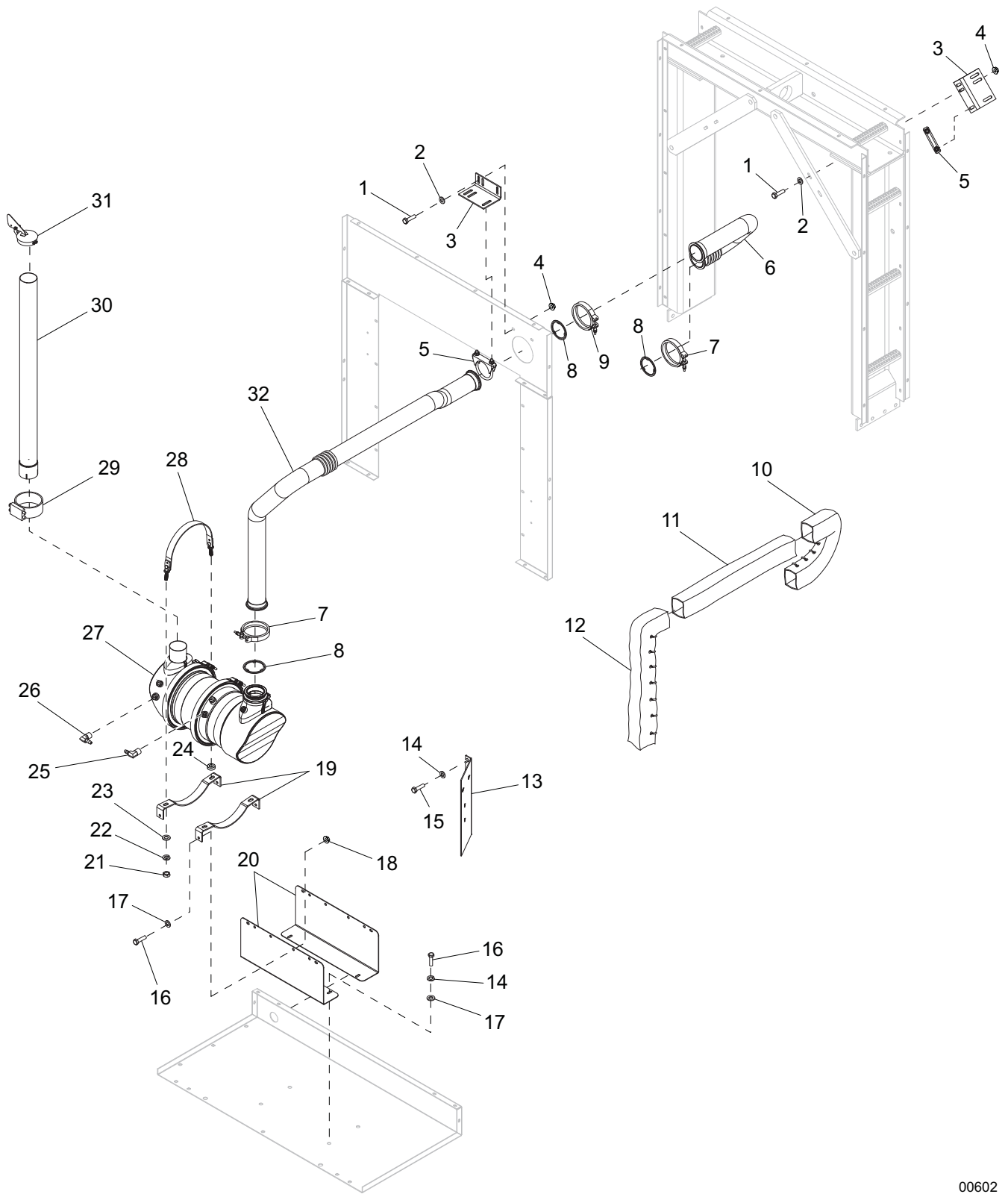


00601

AIR FILTER ASSEMBLY

ITEM	PART NO.	QTY	DESCRIPTION	NOTES
1	60018	4	Screw, M10-1.25x20 sflg hex	
2	29935B	1	Bracket, air filter	
3	29765	1	Filter, air	
4	20182	1	Clamp, hose - SAE 088 (4.09-6.00)	
5	18660	1	Hose, hump molded rubber 5.0-4.0	
6	18663	2	Clamp, hose - SAE 060 (3.31-4.25)	
7	32026	1	Pipe, air filter outlet	
8	33391B	1	Spacer, lift structure	
--	30561	1	Element, air filter	
--	30562	1	Element, air filter safety	

EXHAUST SYSTEM ASSEMBLY

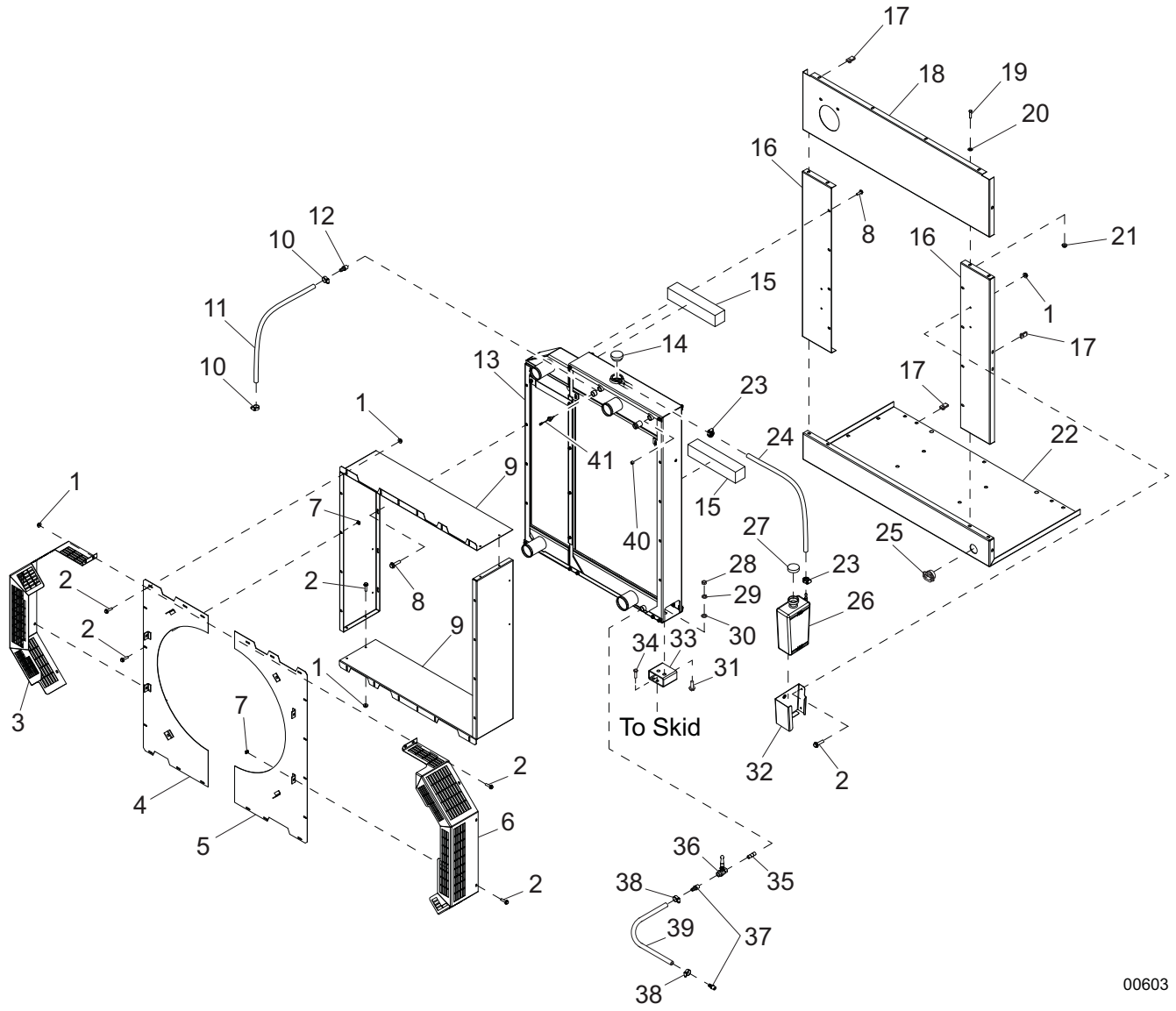


00602

EXHAUST SYSTEM ASSEMBLY

ITEM	PART NO.	QTY	DESCRIPTION	NOTES
1	61036	4	Screw, .375-16x1.25 std hex, SS	
2	60698	4	Washer, .375 flat .875/.040, SS	
3	32648B	2	Bracket, muffler pipe support	
4	60145	4	Nut, .375-16 sflg, G5	
5	18821	2	Clamp, muffler - 3.00 in	
6	31863	1	Pipe, exhaust engine out	
7	63248	2	Clamp, V-band - 3.88 ID	
8	33265	3	Gasket, 3.0 exhaust pipe flange	
9	63247	1	Clamp, V-band - 3.82 ID	
10	33221	1	Blanket, exhaust - engine 2	
11	33220	1	Blanket, exhaust - engine	
12	33222	1	Blanket, exhaust - DPF	
13	29875B	1	Bracket, DPF sensor	
14	60701	6	Washer, .312 split lock, SS	
15	60684	2	Screw, .250-20x.875 std hex, SS	
16	60507	8	Screw, .312-18x1.0 std hex, SS	
17	60340	8	Washer, .312 flat, SS	
18	60095	4	Nut, .312-18 sflg	
19	32425	2	Bracket, DPF support	
20	32426B	2	Bracket, lower DPF support	
21	60013	4	Nut, M12-1.75 hex, class 10	
22	60204	4	Washer, .500 split lock	
23	60012	4	Washer, M12 flat	
24	24748B	3	Spacer, rod end	
25	63159	1	Fitting, elbow - 90° M/F - .375/-6	
26	63160	1	Fitting, elbow - 90° M/F - .500/-8	
27	--	1	Filter, exhaust - size 3 RI/RO	Contact John Deere Service Center for replacement
28	32428	2	Strap, DPF - size 3/5	
29	32066	1	Clamp, muffler - 3.00 in. wide band, SS	
30	32402	1	Pipe, exhaust DPF out	
31	21089	1	Cap, rain - 3.00 in	
32	32373	1	Exhaust pipe assy, filter inlet	
--	66832	1	Wire group, DPF harness	
--	60175	2	Screw, .250-20x.500 sflg hex, G5	Used to attach DPF sensor
--	60161	2	Nut, .250-20 sflg, G5	Used to attach DPF sensor
--	50691	--	Sealant, gasket - liquid	Replacement for item 8, if desired

COOLING SYSTEM ASSEMBLY

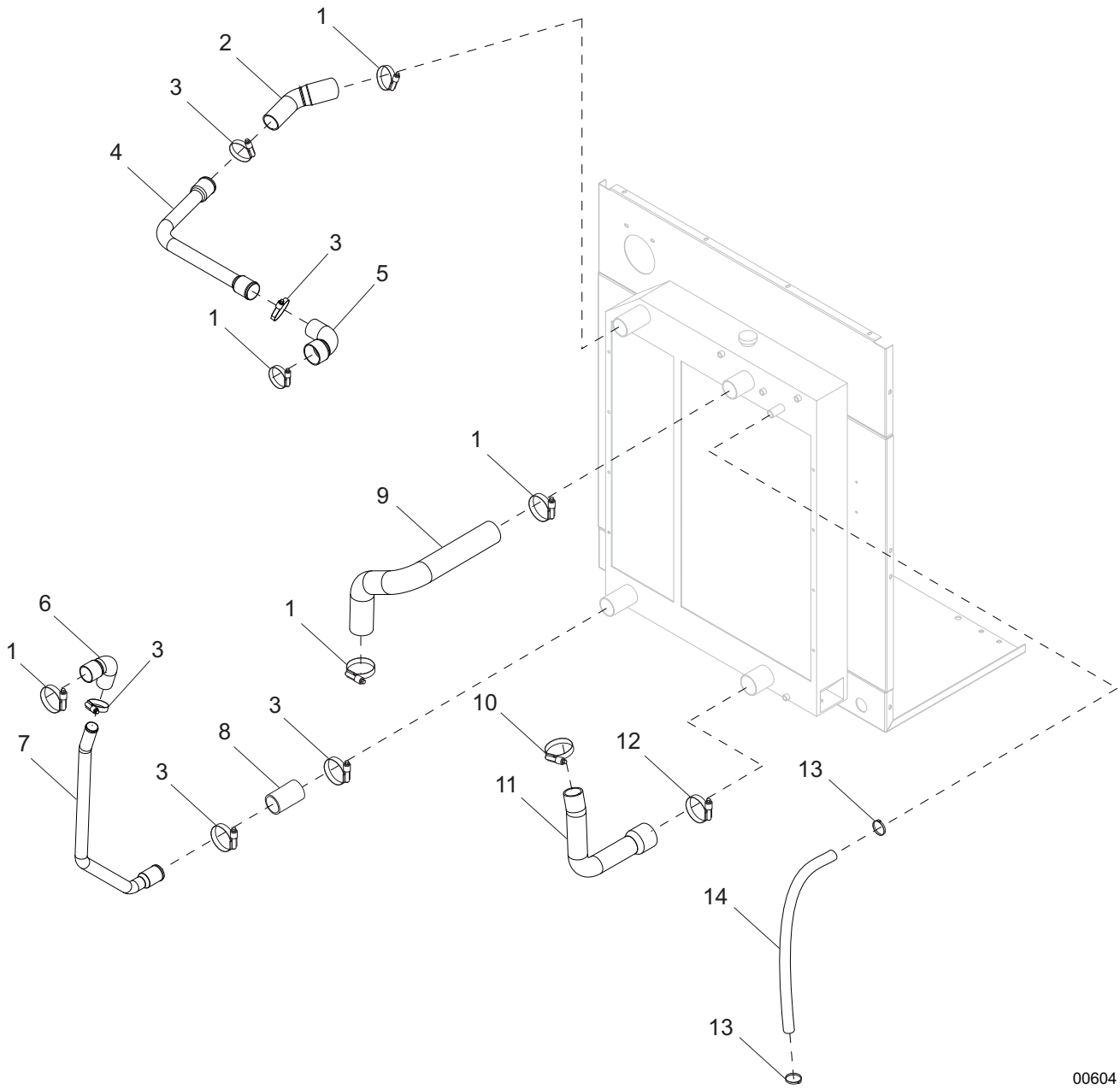


00603

COOLING SYSTEM ASSEMBLY

ITEM	PART NO.	QTY	DESCRIPTION	NOTES
1	60161	20	Nut, .250-20 sflg, G5	
2	60175	36	Screw, .250-20x.500 sflg hex, G5	
3	32327B	1	Guard, fan - left	
4	32325B	1	Weldment, fan shroud - left	
5	32324B	1	Weldment, fan shroud - right	
6	32326B	1	Guard, fan - right	
7	15424	16	Nut, .250-20 cage, G5	
8	60451	16	Screw, .375-16x.625 flg hex	
9	32376B	2	Shroud, radiator	
10	14216	2	Clamp, hose - SAE 004 (.21-.62) mini	
11	50018	2.42 ft	Hose, fuel - .312 ID, 50 psi, SAE 30R7	
12	60999	1	Fitting, strt - .500MNPTx.312 barb, brass	
13	27904	1	Radiator, Tier IV	
14	33219	1	Cap, radiator - 18.0 psi	
15	26724	2	Foam, CAC sealing	
16	29849B	2	Panel, side bulkhead	
17	60505	13	Nut, .312-18 U-clip - long type	
18	29850B	1	Panel, upper bulkhead	
19	60507	8	Screw, .312-18x1.0 std hex, SS	
20	60340	8	Washer, .312 flat .875/.040, SS	
21	60095	8	Nut, .312-18 sflg	
22	29848B	1	Panel, lower bulkhead	
23	63192	2	Clamp, crimping band - .464 in	
24	50018	1.66 ft	Hose, fuel - .312 ID, 50 psi, SAE 30R7	
25	65239	1	Strain relief - 1.50 romex w/nut	
26	24952	1	Jug, overflow - 2.5 qt	
27	19714	1	Cap, overflow jug	
28	60013	2	Nut, M12-1.75 hex, class 10	
29	60204	2	Washer, .500 split lock	
30	60012	2	Washer, M12 flat	
31	60202	2	Screw, M12-1.75x35 sflg hex, G10.9	
32	26211B	1	Bracket, overflow jug	
33	32735B	2	Mount, radiator	
34	60055	4	Screw, M10-1.50x35 std hex, G10.9	
35	60438	1	Fitting, nipple, pipe - .500NPT x close	
36	19279	1	Valve, ball .500NPTF	
37	60502	2	Fitting, strt - .500NMNPTx.625 barb, brass	
38	60365	2	Clamp, hose - SAE 010 (.56-1.06)	
39	50201	1.25 ft	Hose, .625 in., 200 psi, class A	
40	18394	1	Fitting, plug - .500NPT x internal hex	
41	30942	1	Assy, low coolant switch/harness	
--	50354	3.25 ft	Seal, rubber - bubble type (.750)	
--	50230	6.12 ft	Weatherstripping - .188 x .500	
--	28965	1	Assembly, overflow jug	Items 1 - 2, 23 - 24, 26 - 27, & 32

COOLING SYSTEM HOSES

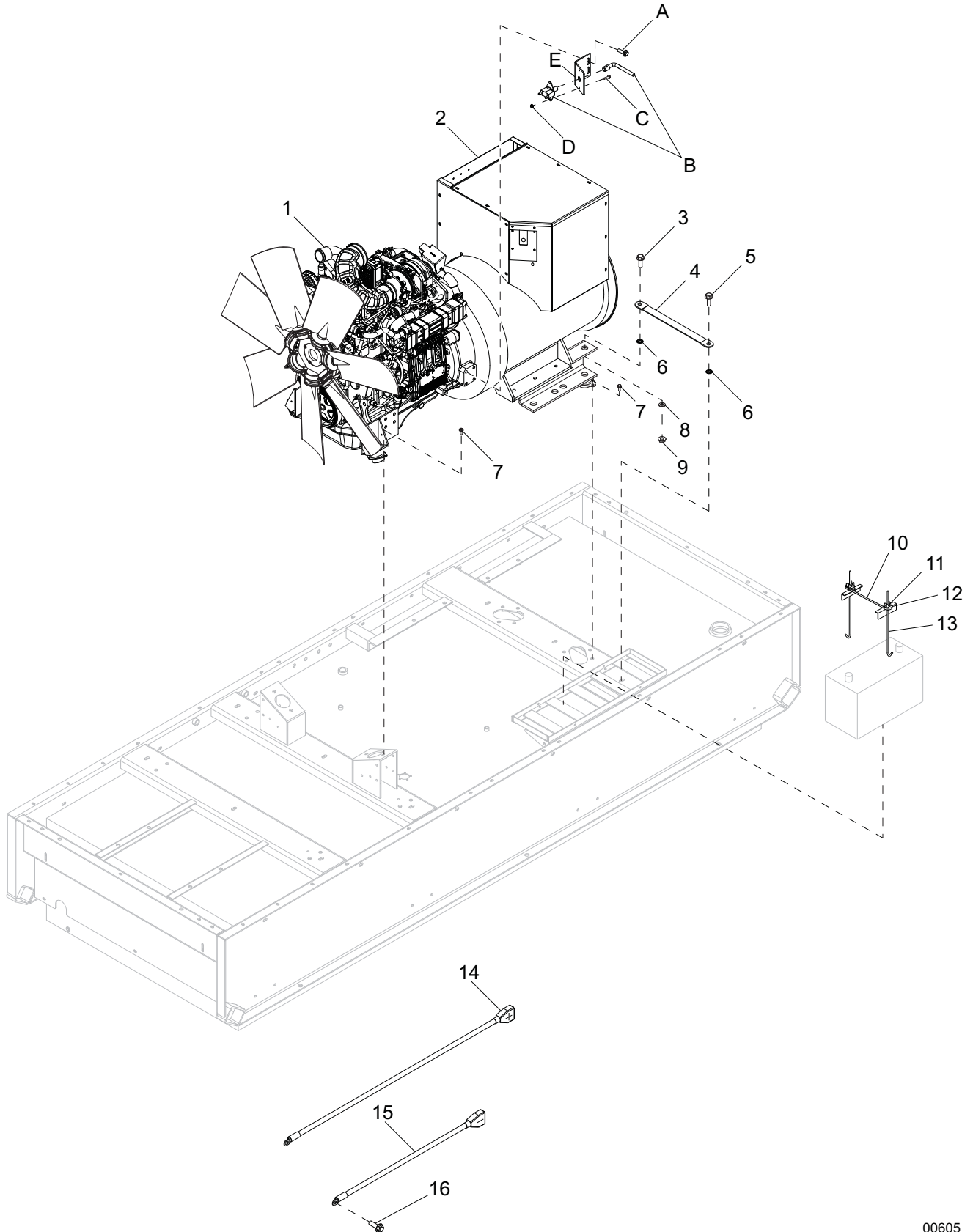


00604

COOLING SYSTEM HOSES

ITEM	PART NO.	QTY	DESCRIPTION	NOTES
1	60666	5	Clamp, hose - const. torque 2.25-3.125	
2	32445	1	Hose, CAC - 2.00x2.50x6.0, 45°	
3	60660	5	Clamp, hose - const. torque 1.75-2.625	
4	34051	1	Pipe, CAC outlet	
5	32157	1	Hose, CAC - 2.00x2.50x90°	
6	32602	1	Hose, CAC - 1.50x2.00x4.0 leg length, 90°	
7	32072	1	Pipe, CAC inlet	
8	22060	1	Hose, CAC - 2.00-2.50x4.0	
9	32077	1	Hose, radiator - upper	
10	60316	1	Clamp, hose - SAE 032 (1.56-2.50)	
11	32437	1	Hose, radiator - lower	
12	60664	1	Clamp, hose - const. torque 2.75-3.625	
13	19338	2	Clamp, hose - SAE 016 (.68-1.50)	
14	50169	3.83 ft	Hose, 1.0 in., class A	

ENGINE AND GENERATOR TO SKID ASSEMBLY



00605

ENGINE AND GENERATOR TO SKID ASSEMBLY

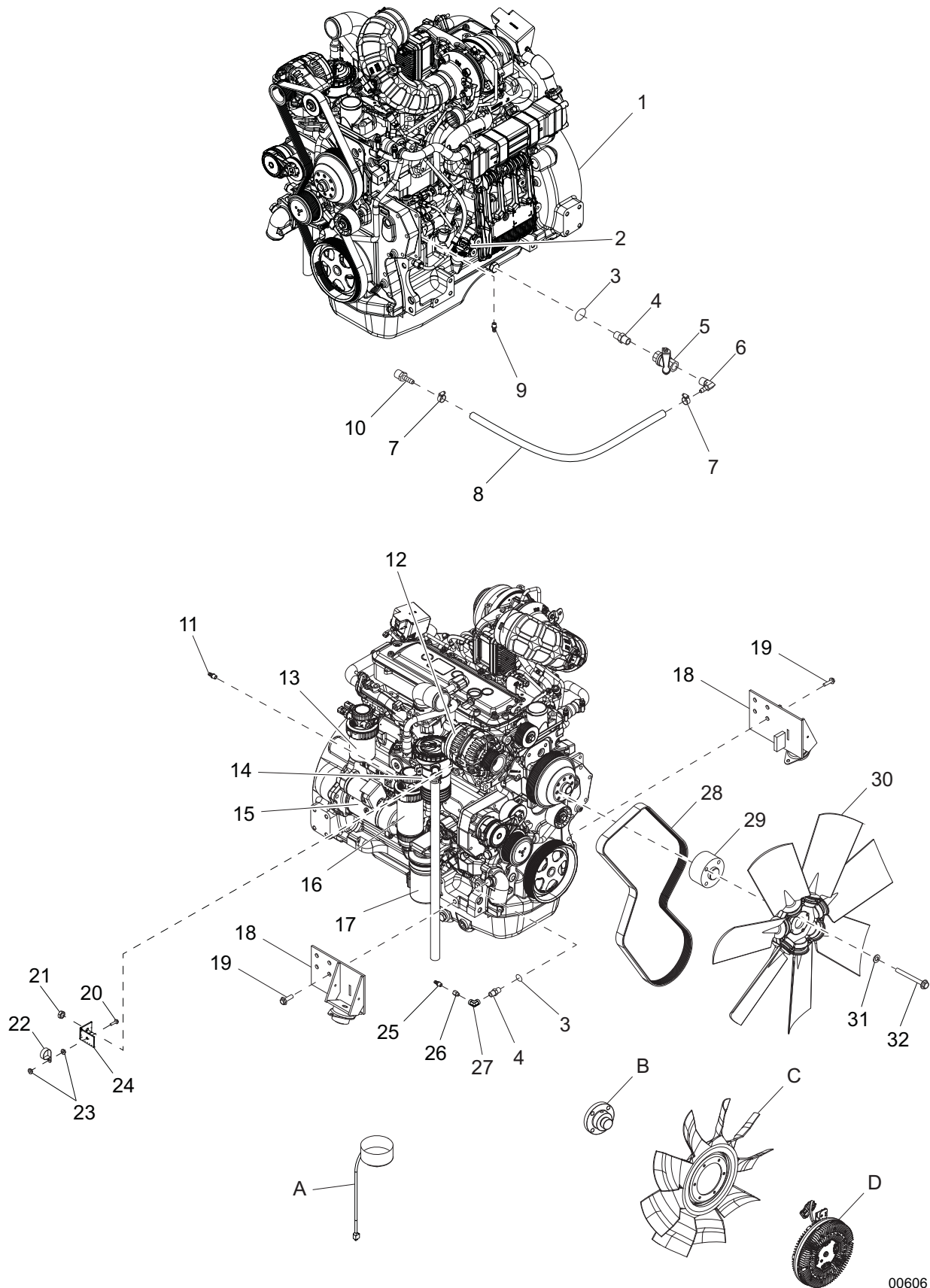
ITEM	PART NO.	QTY	DESCRIPTION	NOTES
1	Page 68	1	Assembly, engine	
2	Page 74	1	Assembly, generator	
3	60487	1	Screw, .375-16x1.50 sflg hex, G5	
4	19042	1	Strap, ground - 10 in	
5	60353	1	Screw, .375-16x1.0 flg hex, G2	
6	60053	2	Washer, .375 external star	
7	60018	8	Screw, M10-1.25x20 sflg hex, class 90	
8	60386	1	Washer, .375 flat .993/.064	
9	60145	1	Nut, .375-16 sflg, G5	
10	14682	1	Bracket, battery hold-down	
11	60090	2	Nut, .250-20 wing, G5	
12	60089	2	Washer, .265 fender 1.250/.060	
13	14146	2	Bolt, J - .250-20x10 in	
14	23814	1	Cable, battery - 54 in. 2/0 red w/boot, 1/2 in. lug	
15	18694	1	Cable, battery - 16 in. 1/0 black, 5/8 in. lug	
16	60072	1	Screw, M12-1.75x25 sflg hex, G10.9	
--	50023	4.5 ft	Loom, wire - .625	
--	67125	1	Harness, main	
--	67119	1	Harness, alt-starter - 4.5L	

OPTIONAL FEATURES

Battery Disconnect:

A	60072	2	Screw, M12-1.75x25 sflg hex, G10.9
B	21489	1	Battery disconnect switch
C	60523	2	Screw, .250-20x.875 sflg hex
D	60161	2	Nut, .250-20 sflg, G5
E	23360B	1	Bracket, battery disconnect
--	23815	1	Cable, battery - 32 in. 2/0 black, 1/2 in. lug
--	27517	1	Cable, battery - 22 in. 2/0 black, 1/2 in. lug

ENGINE ASSEMBLY



00606

ENGINE ASSEMBLY

ITEM	PART NO.	QTY	DESCRIPTION	NOTES
1	30129	1	Engine, Deere 4045HFG93 - iT4, 166hp	
2	33069	1	Dipstick/oil cap	
3	19466	2	Seal, M18	
4	19257	2	Fitting, strt - .500MNPTxM18 O-ring seal	
5	19279	1	Valve, ball .500NPTF	
6	61014	1	Fitting, 90° - .500MNPTx.625 barb, brass	
7	63252	2	Clamp, hose - spring type - 24ST	
8	50201	2.92 ft	Hose, .625 in., 200 psi, class A	
9	63239	1	Fitting, fuel return .56x.312 barb	
10	60502	1	Fitting, strt - .500MNPTx.625 barb, brass	
11	63130	1	Fitting, M12x1.5x.375 barb	
12	32910	1	Alternator, engine	
13	33023	1	Filter, fuel - final	
14	32249	1	Element, OVR	
15	32947	1	Starter	
16	33024	1	Filter, fuel - primary	
17	22378	1	Filter, oil	
18	Page 70	2	Assembly, engine mount	
19	60072	6	Screw, M12-1.75x25 sflg hex, G10.9	
20	60479	1	Screw, .250-20x1.0 sflg hex, G5	
21	60344	1	Nut, M10-1.25 hex, SS	
22	60716	1	Clamp, tubing - 1.50 lt duty	
23	60161	2	Nut, .250-20 sflg, G5	
24	29789B	1	Bracket, lift eye block off	
25	25496	1	Fitting, strt - .750MNPTx1.0 barb, brass	
26	22461	1	Fitting, strt - .500MNPTx.750FNPT, brass	
27	22462	1	Fitting, 90° - .500FNPTx.500FNPT, brass	
28	33005	1	Belt, fan	
29	34047	1	Spacer, fan (4 hole - 1.63 long)	
30	34050	1	Fan, engine - 26 in	
31	60026	4	Washer, M10 split lock	
32	62262	4	Screw, M10-1.50x70 std hex, G10.9	
--	27017	1	Pulley, engine fan - 184mm Deere	
--	32911	1	Kit, fuel filter - primary and secondary	Items 13 & 16
--	33070	1	Thermostat - engine	

OPTIONAL FEATURES

OVR Heater:

A	27272	1	Heater, oil vapor recovery
--	66658	3 ft	Loom, wire - 1.06 ID

Clutched Fan:

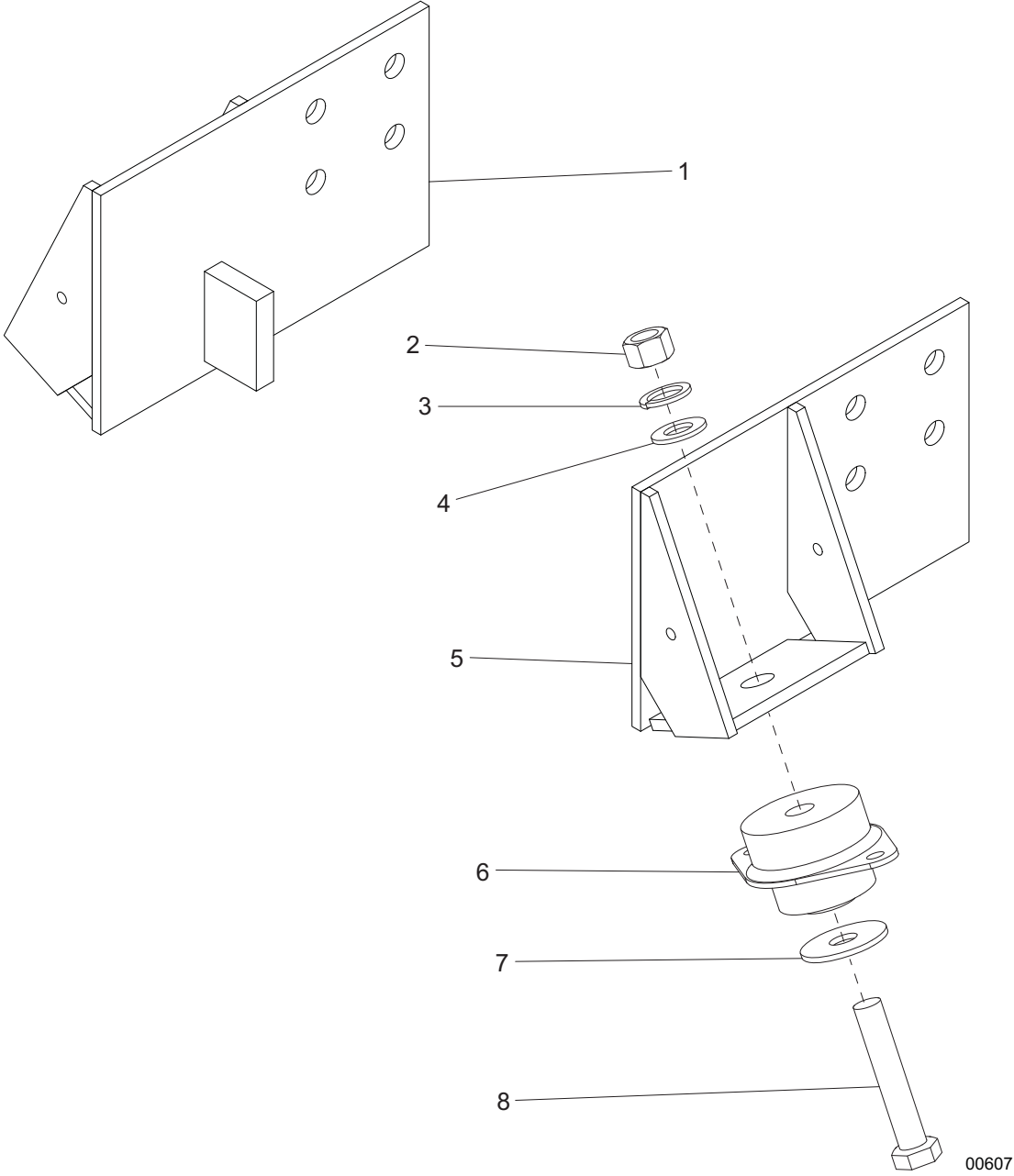
B	30264	1	Hub, fan clutch mount
C	30753	1	Fan, engine - 26 in
D	30268	1	Clutch, fan - for 23/26 in
--	31808B	1	Spacer, .750 ODx.51 IDx2.75 long
--	63162	1	Screw, M10-1.50x100 std hex, G10.9
--	33950B	1	Plate, clutch sensor

Fuel Filter Heater:

--	29877	1	Heater, fuel filter
--	32141	1	Harness, fuel filter heater

Note: Engine and generator parts used in all Magnum Power Products LLC equipment carry the Original Equipment Manufacturer (OEM) warranty unless otherwise stated. OEM warranty parts must be purchased through an OEM dealer. Please contact Magnum Power Products LLC with questions.

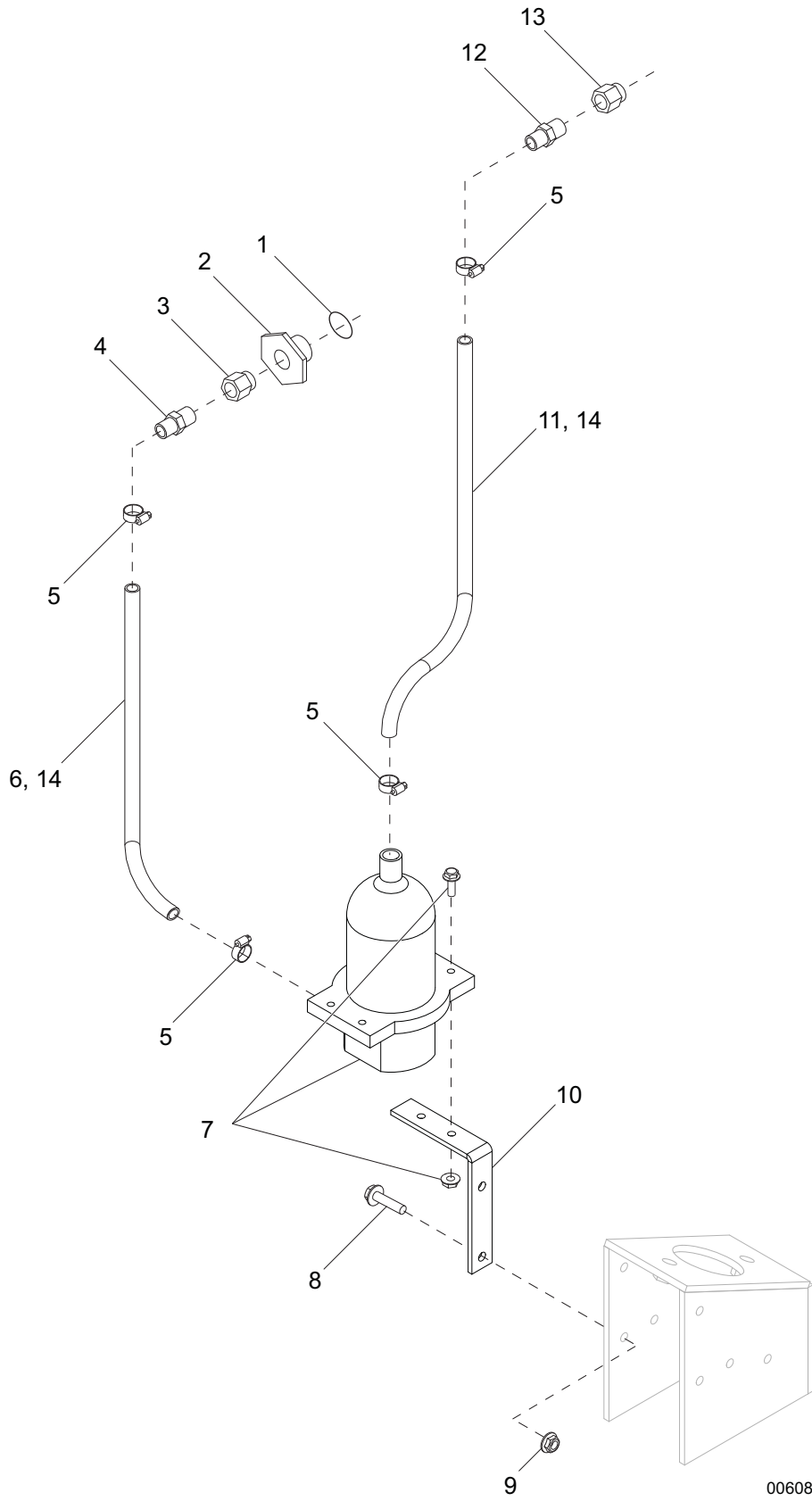
ENGINE MOUNT ASSEMBLY



ENGINE MOUNT ASSEMBLY

ITEM	PART NO.	QTY	DESCRIPTION	NOTES
1	27816B	1	Weldment, engine mount - right	
2	60520	2	Nut, .625-11 hex, G8	
3	60194	2	Washer, M16 split lock	
4	60521	2	Washer, .625 flat 1.743/.108	
5	27817B	1	Weldment, engine mount - left	
6	18084	2	Isolator, rubber 840/560 lbs	
7	18086	2	Washer, .650 snub 2.250/.180	
8	60519	2	Screw, .625-11x3.500 std hex, G8	

HOTSTART ASSEMBLY OPTION

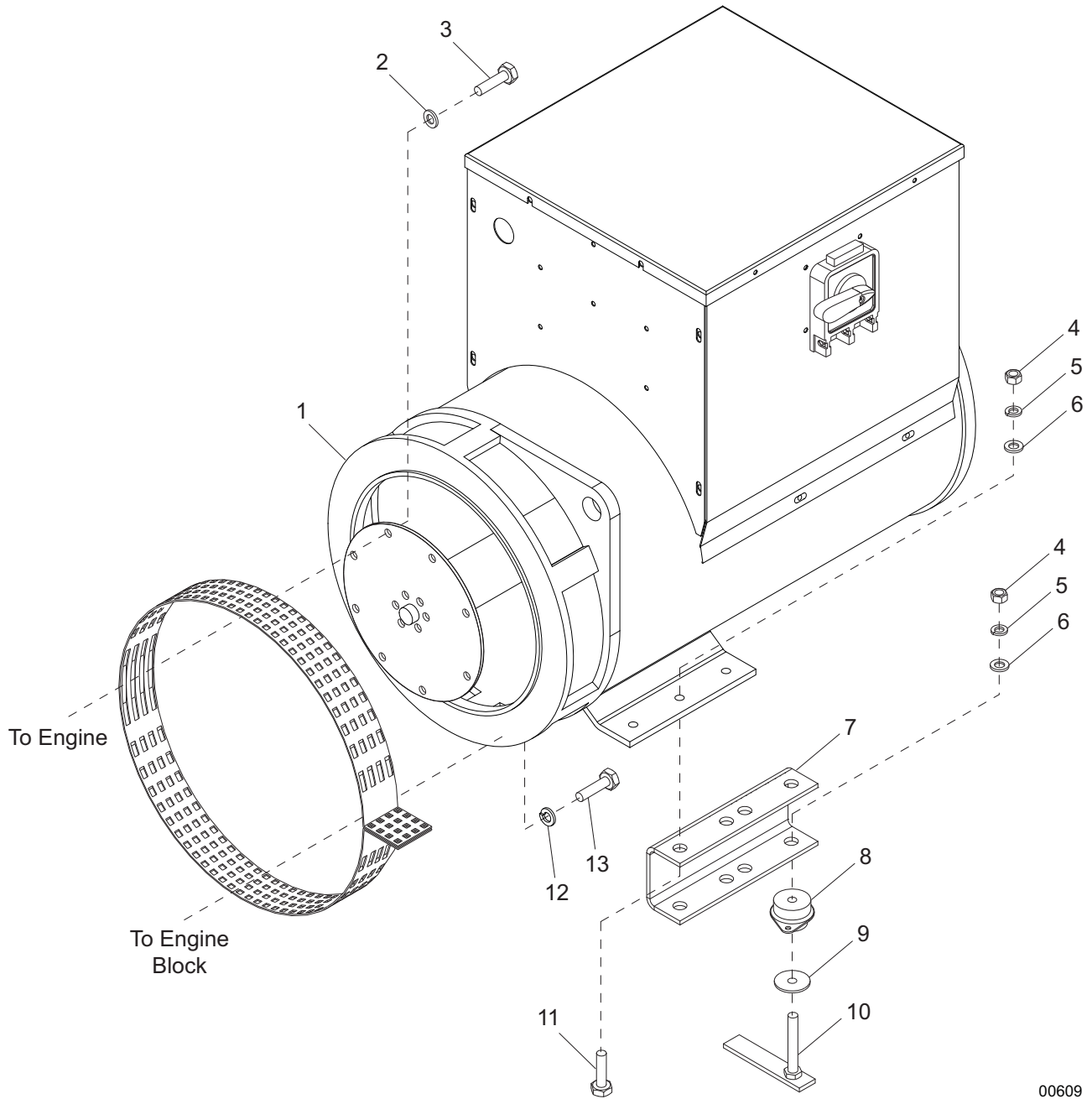


00608

HOTSTART ASSEMBLY OPTION

ITEM	PART NO.	QTY	DESCRIPTION	NOTES
1	22589	1	O-ring, 1.625 in	
2	22588	1	Fitting, strt (O-ring seal) - 1.625xM18	
3	61033	1	Fitting, strt - .375FNPTxM18x1.50 O-ring, brass	
4	25931	1	Fitting, strt - .375NPTx.625 barb, brass	
5	60365	4	Clamp, hose - SAE 010 (.56-1.06)	
6	50201	2 ft	Hose, .625 in., 200 psi, class A	
7	25938	1	Heater, coolant, 120V, 1500W, 12.5A	
8	61091	2	Screw, .312-18x1.0 sflg hex, G5	
9	60095	2	Nut, .312-18 sflg	
10	33952B	1	Bracket, hot start mount	
11	50201	2 ft	Hose, .625 in., 200 psi, class A	
12	60502	1	Fitting, strt - .500MNPTx.625 barb, brass	
13	19307	1	Fitting, strt - .500FNPTxM22x1.50	
14	66658	6 ft	Loom, wire - 1.06 ID	

GENERATOR ASSEMBLY



00609

GENERATOR ASSEMBLY

ITEM	PART NO.	QTY	DESCRIPTION	NOTES
1	22098	1	Generator, Marathon, 363PSL1607	
2	60151	8	Washer, .375 flat .810/.060	
3	60179	8	Screw, .375-16x.750 std hex, G8	
4	60520	6	Nut, .625-11 hex, G8	
5	60194	6	Washer, M16 split lock	
6	60521	6	Washer, .625 flat 1.743/.108	
7	27812B	2	Bracket, generator mount spacer	
8	18084	2	Isolator, rubber - 840/560 lbs	
9	18086	2	Washer, .650 snubber 2.250/.180	
10	27168	2	Weldment, anti-turn bolt .625x4.00 in	
11	60994	4	Screw, .625-11x1.500 flg hex, G8	
12	60026	12	Washer, M10 split lock	
13	60055	12	Screw, M10-1.50x35 std hex, G10.9	

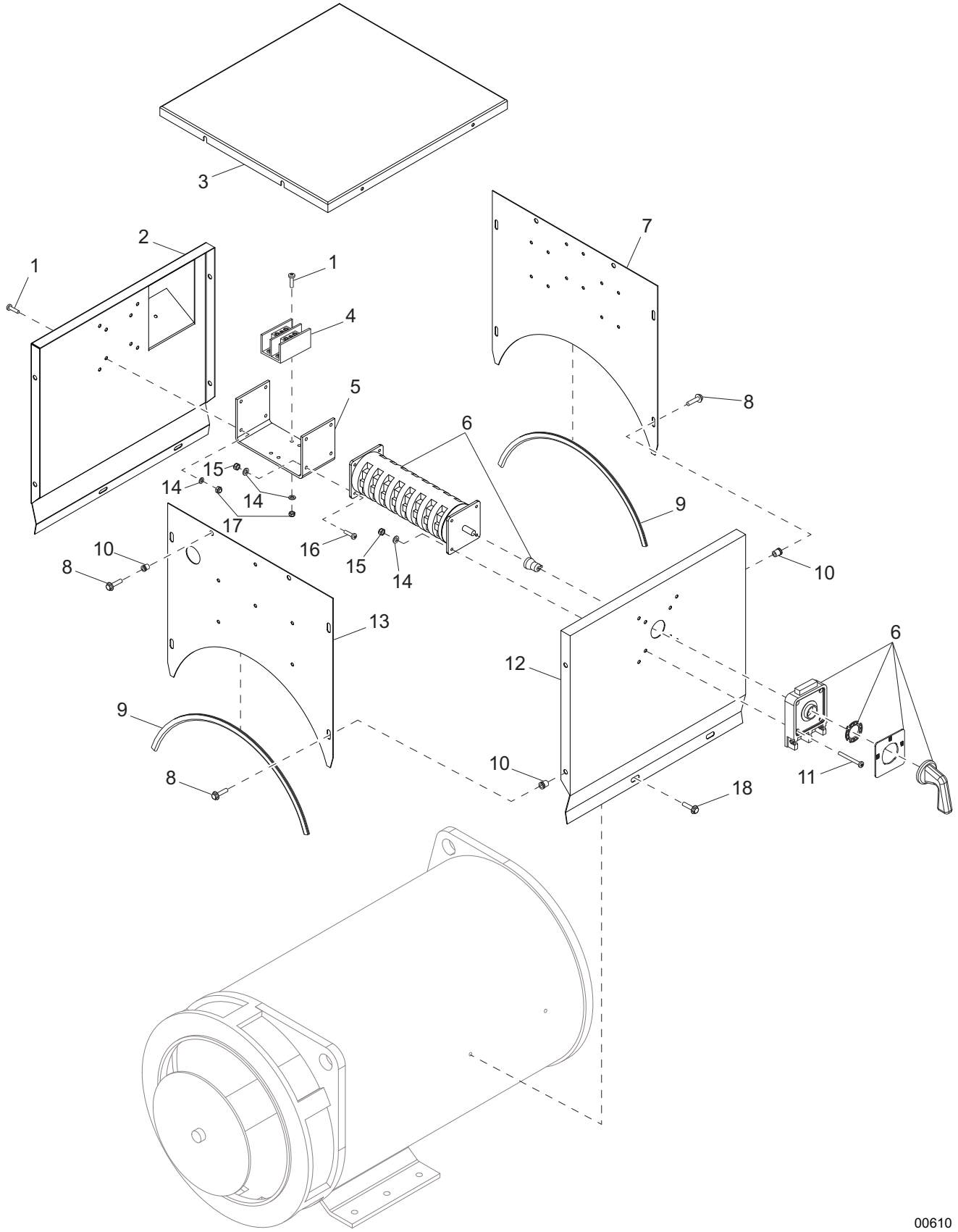
OPTIONAL FEATURES

Super Start:

--	22125	1	Generator, Marathon, 431PSL6336
----	-------	---	---------------------------------

Note: Engine and generator parts used in all Magnum Power Products LLC equipment carry the Original Equipment Manufacturer (OEM) warranty unless otherwise stated. OEM warranty parts must be purchased through an OEM dealer. Please contact Magnum Power Products LLC with questions.

GENERATOR BOX ASSEMBLY - STD GEN, 3 POSITION VOLTAGE SELECTOR SWITCH

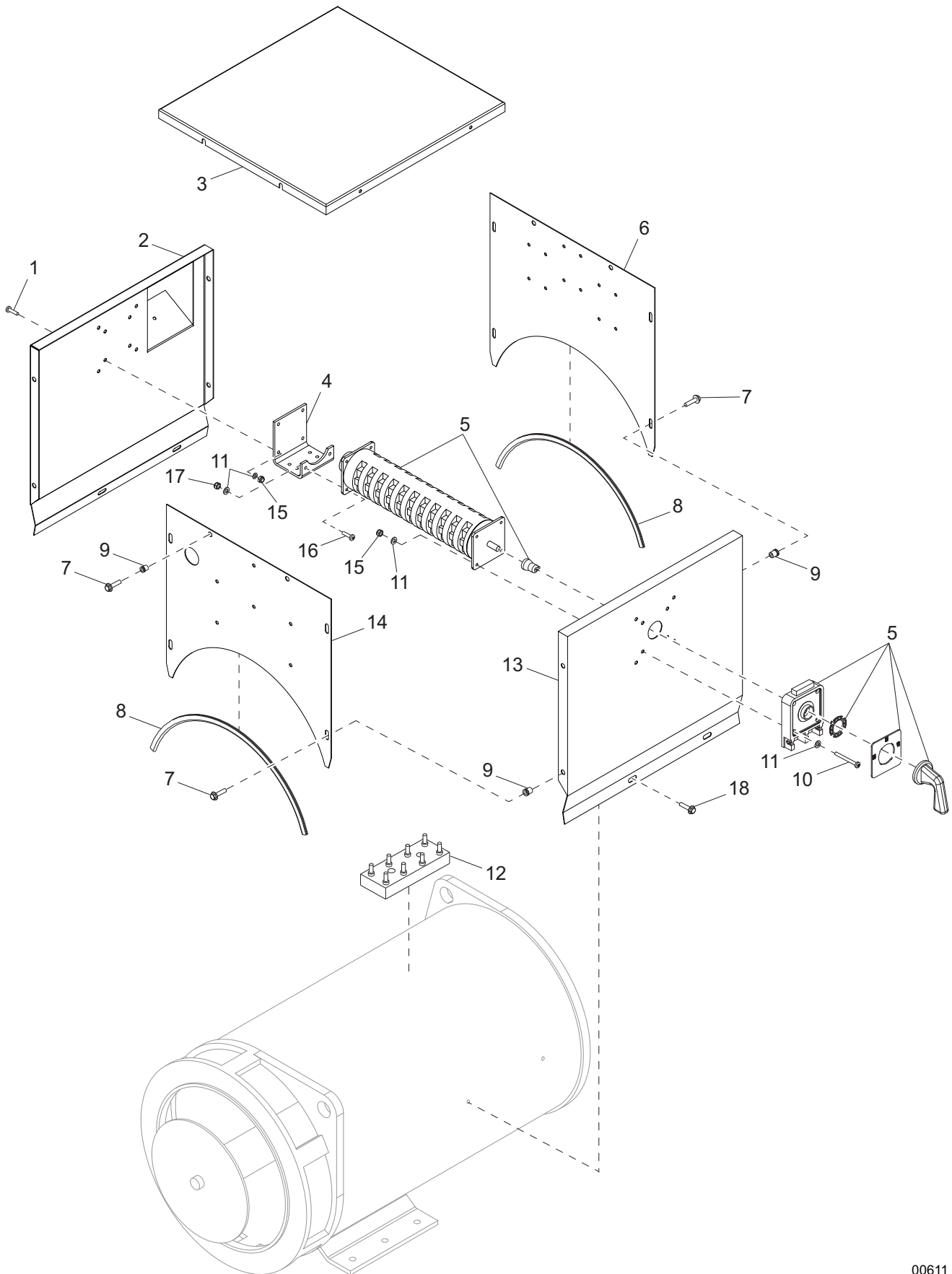


00610

GENERATOR BOX ASSEMBLY - STD GEN, 3 POSITION VOLTAGE SELECTOR SWITCH

ITEM	PART NO.	QTY	DESCRIPTION	NOTES
1	60062	8	Screw, 10-32x.750 pan phil, G2	
2	22288B	1	Panel, generator box - right	
3	19761B	1	Panel, generator box - top	
4	19368	1	Block, terminal, 2-pole lug type, 2/0	
5	18486B	1	Bracket, phase switch	
6	18102	1	Switch, phase - 200A, 3 pos. (Y,y,Z)	
7	18769B	1	Panel, generator box - rear	
8	60528	12	Screw, .250-20x.625 sflg, G5	
9	20258	2	Seal, generator box	
10	62132	12	Insert, threaded .250-20 splined .027-.165 grip	
11	60533	4	Screw, 10-24x1.50 pan phil, G2	
12	19776B	1	Panel, generator box - left	
13	22287B	1	Panel, generator box - front	
14	60237	16	Washer, #10 flat .495/.036	
15	60457	8	Nut, 10-24 nylock, G2	
16	60850	4	Screw, 10-24x.750 pan phil, G2	
17	61045	8	Nut, 10-32 sflg	
--	61179	1	Wire group - 3 pos. phase switch jumpers	
--	22448	1	Assembly, generator box	Items 1 - 17
--	60618	1	Wire group - 3 pos. AC cables	
18	60115	4	Screw, M6-1.00x12 sflg hex, G8.8	

GENERATOR BOX ASSEMBLY - STD GEN, 4 POSITION VOLTAGE SELECTOR SWITCH



00611

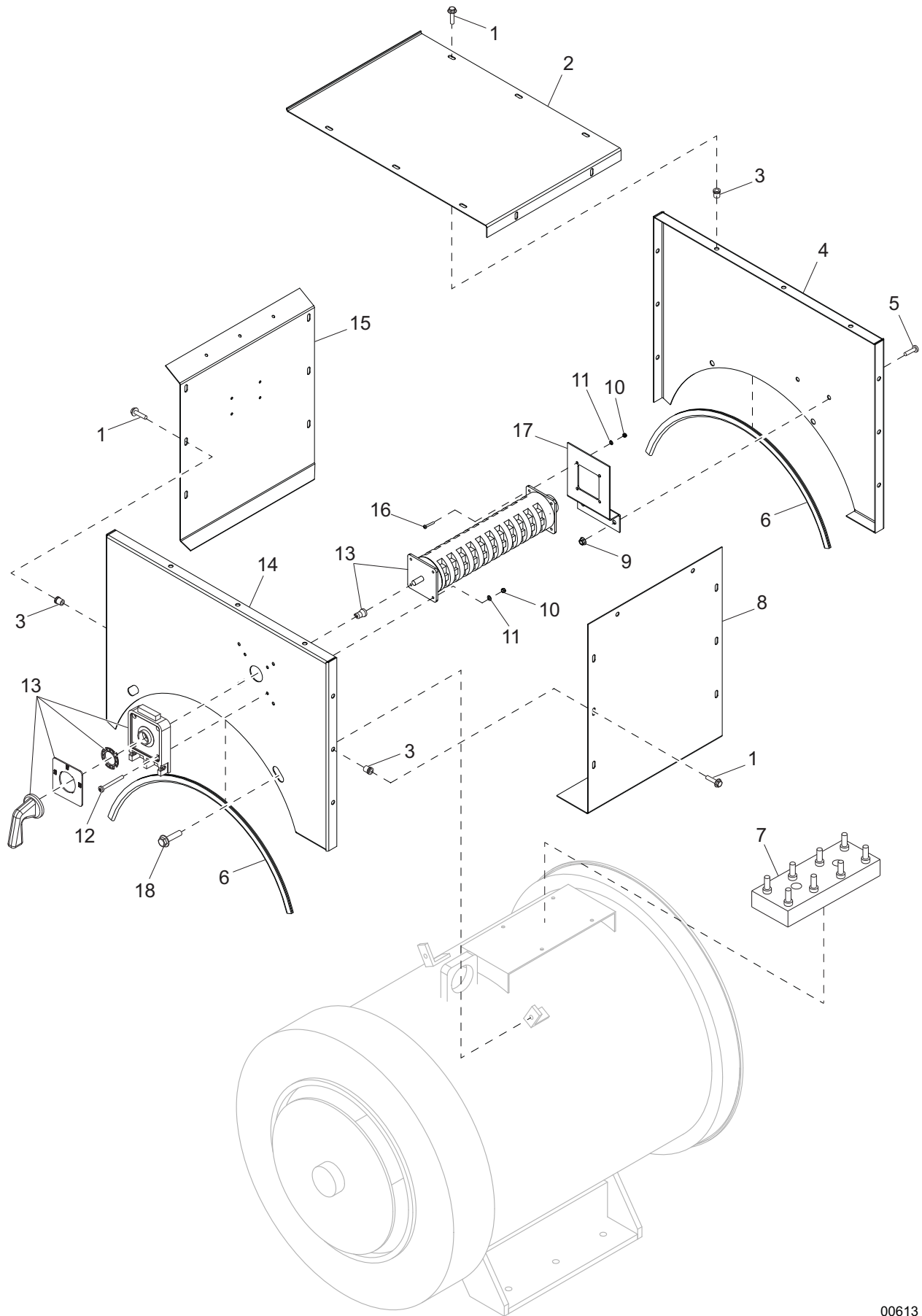
GENERATOR BOX ASSEMBLY - STD GEN, 4 POSITION VOLTAGE SELECTOR SWITCH

ITEM	PART NO.	QTY	DESCRIPTION	NOTES
1	60062	4	Screw, 10-32x.750 pan phil, G2	
2	22288B	1	Panel, generator box - right	
3	19761B	1	Panel, generator box - top	
4	28499B	1	Bracket, phase switch	
5	65657	1	Switch, phase - 200A, 4 pos. (Y,y,D,Z)	
6	18769B	1	Panel, generator box - rear	
7	60175	12	Screw, .250-20x.500 sflg hex, G5	
8	20258	2	Seal, generator box	
9	62132	12	Insert, threaded .250-20 splined .027-.165 grip	
10	60533	4	Screw, 10-24x1.500 pan phil, G2	
11	60237	10	Washer, #10 flat .495/.036	
12	65740	1	Lug block, 8 stud	
13	19776B	1	Panel, generator box - left	
14	22287B	1	Panel, generator box - front	
15	60457	6	Nut, 10-24 nylock, G2	
16	60850	4	Screw, 10-24x.750 pan phil, G2	
17	61045	4	Nut, 10-32 sflg	
--	62097	1	Wire group - 200A leads & jumpers - 4 pos	
--	22492	1	Wire group - 200A AC cables	
--	24255	1	Assembly, generator box	Items 1 - 18
18	60115	4	Screw, M6-1.00x12 sflg hex, G8.8	

GENERATOR BOX ASSEMBLY - SS GEN, 3 POSITION VOLTAGE SELECTOR SWITCH

ITEM	PART NO.	QTY	DESCRIPTION	NOTES
1	60175	18	Screw, .250-20x.500 sflg hex, G5	
2	22243B	1	Panel, generator box - top	
3	62132	18	Insert, threaded .250-20 splined .027-.165 grip	
4	22242B	1	Panel, generator box - rear	
5	60062	6	Screw, 10-32x.750 pan phil, G2	
6	20258	2	Seal, generator box	
7	22240B	1	Panel, generator box - left	
8	61045	6	Nut, 10-32 sflg	
9	60457	8	Nut, 10-24 nylock, G2	
10	60237	12	Washer, #10 flat .495/.036	
11	60533	4	Screw, 10-24x1.500 pan phil, G2	
12	18102	1	Switch, phase - 200A, 3 pos. (Y,y,Z)	
13	22239B	1	Panel, generator box - front	
14	22241B	1	Panel, generator box - right	
15	65165	1	Block, terminal - 2-pole lug type	
16	60850	4	Screw, 10-24x.750 pan phil, G2	
17	23706B	1	Bracket, phase switch	
--	61179	1	Wire group - 3 pos. phase switch jumpers	
--	24104	1	Assembly, generator box	Items 1 - 17
--	60618	1	Wire group - 3 pos. AC cables	
18	60115	4	Screw, M6-1.00x12 sflg hex, G8.8	

GENERATOR BOX ASSEMBLY - SS GEN, 4 POSITION VOLTAGE SELECTOR SWITCH

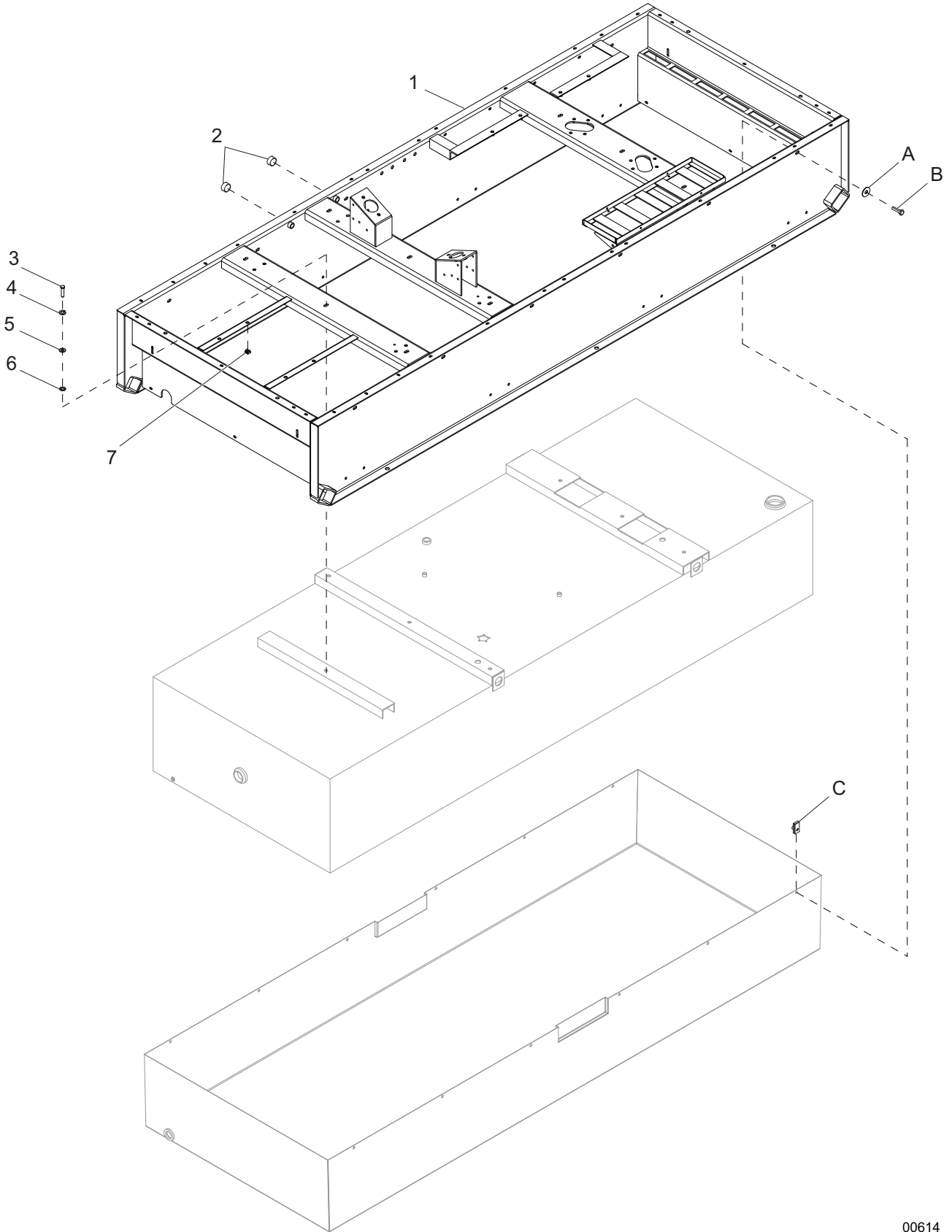


00613

GENERATOR BOX ASSEMBLY - SS GEN, 4 POSITION VOLTAGE SELECTOR SWITCH

ITEM	PART NO.	QTY	DESCRIPTION	NOTES
1	60175	18	Screw, .250-20x.500 sflg hex, G5	
2	22243B	1	Panel, generator box - top	
3	62132	18	Insert, threaded .250-20 splined .027-.165 grip	
4	22242B	1	Panel, generator box - rear	
5	60062	2	Screw, 10-32x.750 pan phil, G2	
6	20258	2	Seal, generator box	
7	65740	1	Lug block, 8-pole	
8	22240B	1	Panel, generator box - left	
9	61045	2	Nut, 10-32 sflg	
10	60457	8	Nut, 10-24 nylock, G2	
11	60237	8	Washer, #10 flat .495/.036	
12	60533	4	Screw, 10-24x1.500 pan phil, G2	
13	65657	1	Switch, phase - 200A, 4 pos. (Y,y,D,Z)	
14	22239B	1	Panel, generator box - front	
15	22241B	1	Panel, generator box - right	
16	60850	4	Screw, 10-24x.750 pan phil, G2	
17	28500B	1	Bracket, phase switch	
--	24256	1	Assembly, generator box	Items 1 - 17
--	22492	1	Wire group - 200A AC cables	
--	62097	1	Wire group - 200A leads & jumpers 4 pos	
18	60115	4	Screw, M6-1.00x12 sflg hex, G8.8	

SKID ASSEMBLY



00614

SKID ASSEMBLY

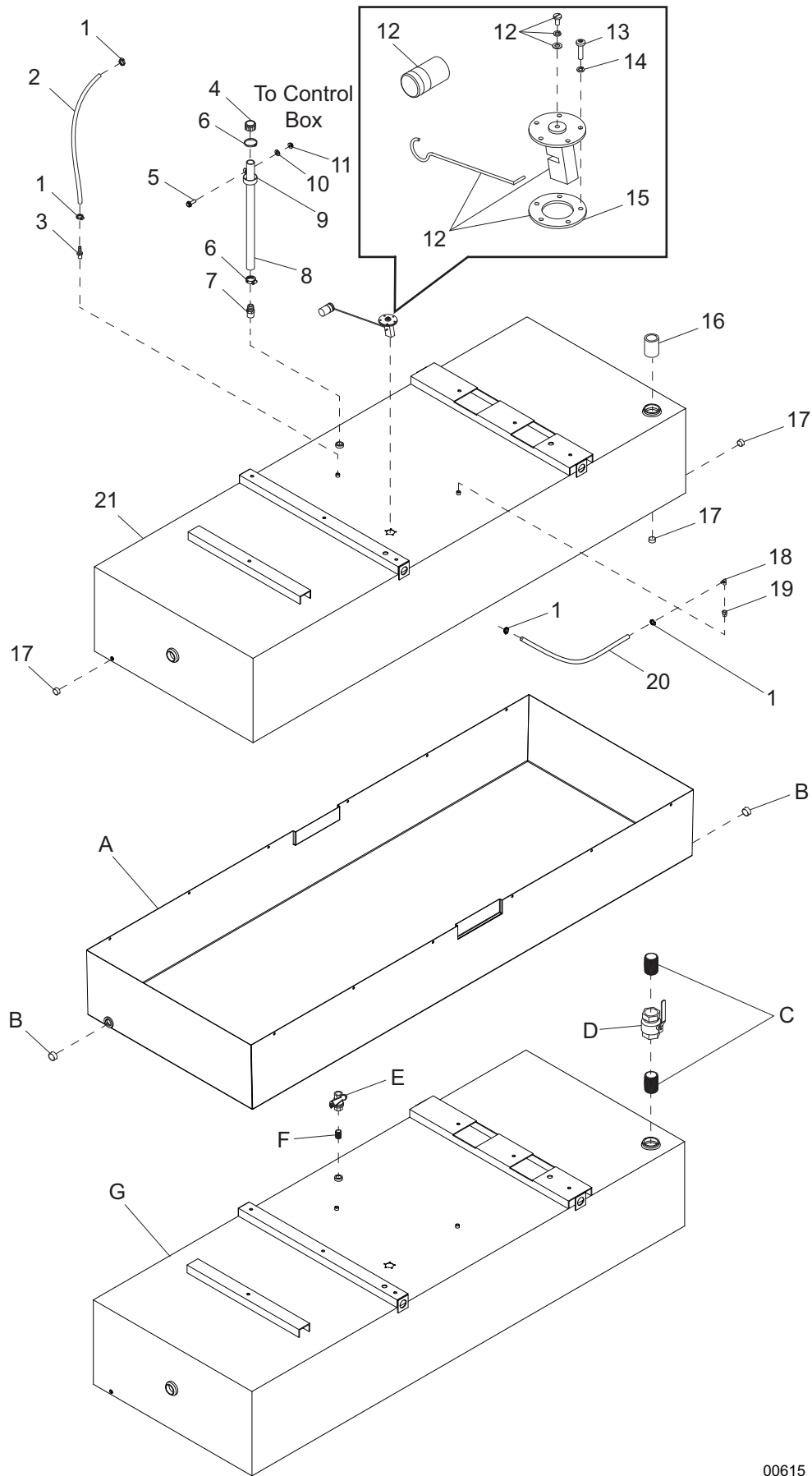
ITEM	PART NO.	QTY	DESCRIPTION	NOTES
1	29629B	1	Weldment, skid	
2	18394	2	Fitting, plug - .500NPT x internal hex	
3	60323	7	Screw, .375-16x1.500 std hex, G8	
4	60206	7	Washer, .375 split lock	
5	60729	7	Washer, .375 fender 1.500/.090	
6	60369	1	Washer, M12 external star	
7	15425	4	Nut, .312-18 cage	

OPTIONAL FEATURES

Containment:

A	60452	12	Washer, .313 flat 1.125/1.0 bonded rubber, SS
B	60507	12	Screw, .312-18x1.0 std hex, SS
C	60505	12	Nut, .312-18 U-clip - long type

FUEL TANK ASSEMBLY



00615

FUEL TANK ASSEMBLY

ITEM	PART NO.	QTY	DESCRIPTION	NOTES
1	63250	4	Clamp, hose - size 16, spring type	
2	50018	2.33 ft	Hose, fuel - .312 ID, 50 psi, SAE 30R7	
3	19180	1	Fitting, strt - .375MNPTx.312 barb	
4	26379	1	Vent, plastic fuel - 1 in	
5	61091	1	Screw, .312-18x1.0 sflg hex, G5	
6	63254	2	Clamp, hose - size 35, spring type	
7	21451	1	Fitting, strt - 1.00MNPTx1.00 barb	
8	50019	4.16 ft	Hose, 1.0 in., SAE 20R3	
9	60716	1	Clamp, tubing - 1.50 lt duty	
10	60119	1	Washer, .312 flat .875/.070	
11	60095	1	Nut, .312-18 sflg	
12	20571	1	Sender, fuel - 10-15 in. tank	
13	60062	5	Screw, 10-32x.750 pan phil, G2	
14	60252	5	Washer, #10 split lock	
15	22323	1	Gasket, fuel sending unit	
16	19778	1	Fitting, nipple, pipe - 2.00NPTx4.0	
17	18394	3	Fitting, plug - .500NPT x internal hex	
18	15693	1	Fitting, 90° - .250NPTx.312 barb, brass	
19	16270	1	Fitting, strt - .375MNPTx.250FNPT	
20	50018	3.58 ft	Hose, fuel - .312 ID, 50 psi, SAE 30R7	
21	22104B	1	Tank, fuel - 350 gallons	

OPTIONAL FEATURES

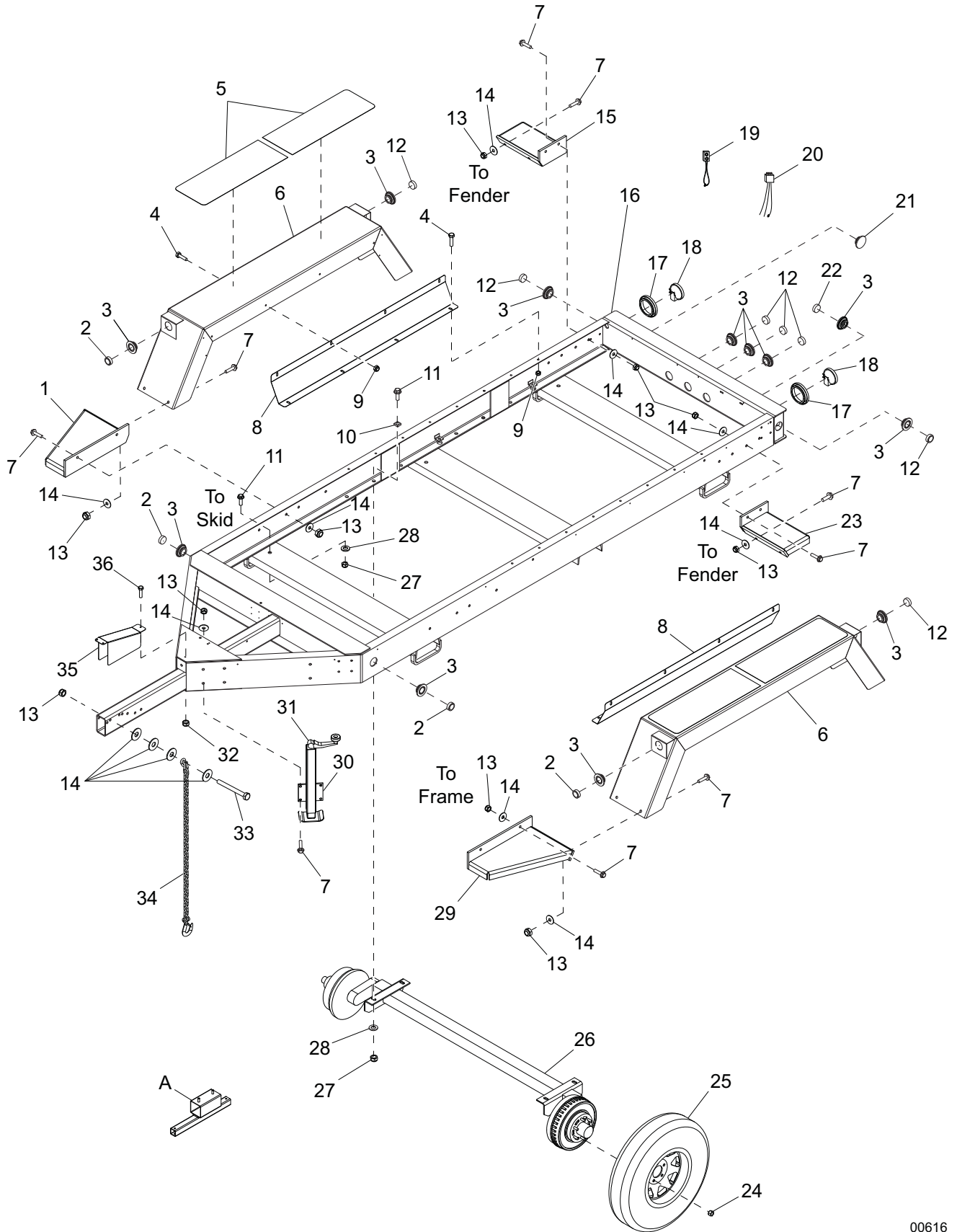
Containment:

A	23683B	1	Weldment, containment pan - 15.75 in
B	65636	2	Fitting, plug - 1.0NPT flush mount w/hex

TC Rated Tank:

C	21127	2	Fitting, nipple, pipe - 2.0NPT x close
D	40229	1	Valve, ball 2.0NPT - female
E	40230	1	Valve, ball 1.0NPT - female
F	40276	1	Fitting, nipple, pipe - 1.0NPT x close
G	30052B	1	Tank, fuel - 350 gal. UN31A rated

TRAILER ASSEMBLY



00616

TRAILER ASSEMBLY

ITEM	PART NO.	QTY	DESCRIPTION	NOTES
1	22360B	1	Weldment, front step - RH	
2	66396	4	Light, clearance, 2.0 in., no grommet - amber	
3	66394	12	Grommet, rubber - 2.0 in	
4	61091	16	Screw, .312-18x1.0 sflg hex, G5	
5	22398	4	Pad, slip resistant - 10 in. x 28 in	
6	27657B	2	Weldment, fender	
7	61103	20	Screw, .500-13x1.750 sflg hex	
8	22351B	2	Fender shield, large trailer	
9	60095	16	Nut, .312-18 sflg	
10	60651	8	Washer, square bevel structural .625	
11	61078	14	Screw, .625-11x2.0 flg hex, G8	
12	66397	7	Light, clearance, 2.0 in., no grommet - red	
13	62221	22	Nut, .500-13 nylock, G5	
14	60416	28	Washer, .500 flat 1.375/.090	
15	22358B	1	Weldment, rear step - RH	
16	27655B	1	Weldment, trailer frame	
17	10221	2	Grommet, rear light, rubber - 4.5 in	
18	10220	2	Light, rear tail/turn, round, no grommet	
19	10226	8	Plug, 2 wire	For clearance lights
20	10222	2	Plug, 3 wire	For tail/turn lights
21	62161	1	Plug, hole 2.25 dia	
22	66395	1	Light, utility, 2.0 in., no grommet, clear	
23	22357B	1	Weldment, rear step - LH	
24	60096	24	Nut, .500-20 lug, G5	
25	20374	4	Wheel, ST225/90D16 - 3100 lb	
26	Page 90	2	Assembly, axle	
27	60240	14	Nut, .625-11 nylock, G5	
28	60193	14	Washer, M16 flat	
29	22359B	1	Weldment, front step - LH	
30	22317B	1	Weldment, jack	Includes item 31
31	22892	1	Jack, top wind - 5000 lb	Jack only
32	60144	1	Nut, .250-20 nylock, G5	
33	60376	2	Screw, .500-13x4.50 std hex, G5	
34	20159	2	Chain, trailer safety, hi test - .375 in	
35	22302B	1	Cover, brake guard	
36	60684	1	Screw, .250-20x.875 std hex, SS	
--	27451	1	Decal, reflective tape kit	White
--	27452	27.7 ft	Tape, conspicuity - 2 in	Red/white
--	19163	4	Fitting, bushing - .500 ODx.375 ID	
--	22340	2	Fitting, bushing - 1.0 ODx.750 ID	
--	16143	12	Clamp, tubing - .500	For trailer harness
--	60237	12	Washer, #10 flat	For trailer harness
--	61155	12	Rivet, .188 dia. x .438-.750 grip	For trailer harness
--	27671	1	Harness, trailer	

OPTIONAL FEATURES

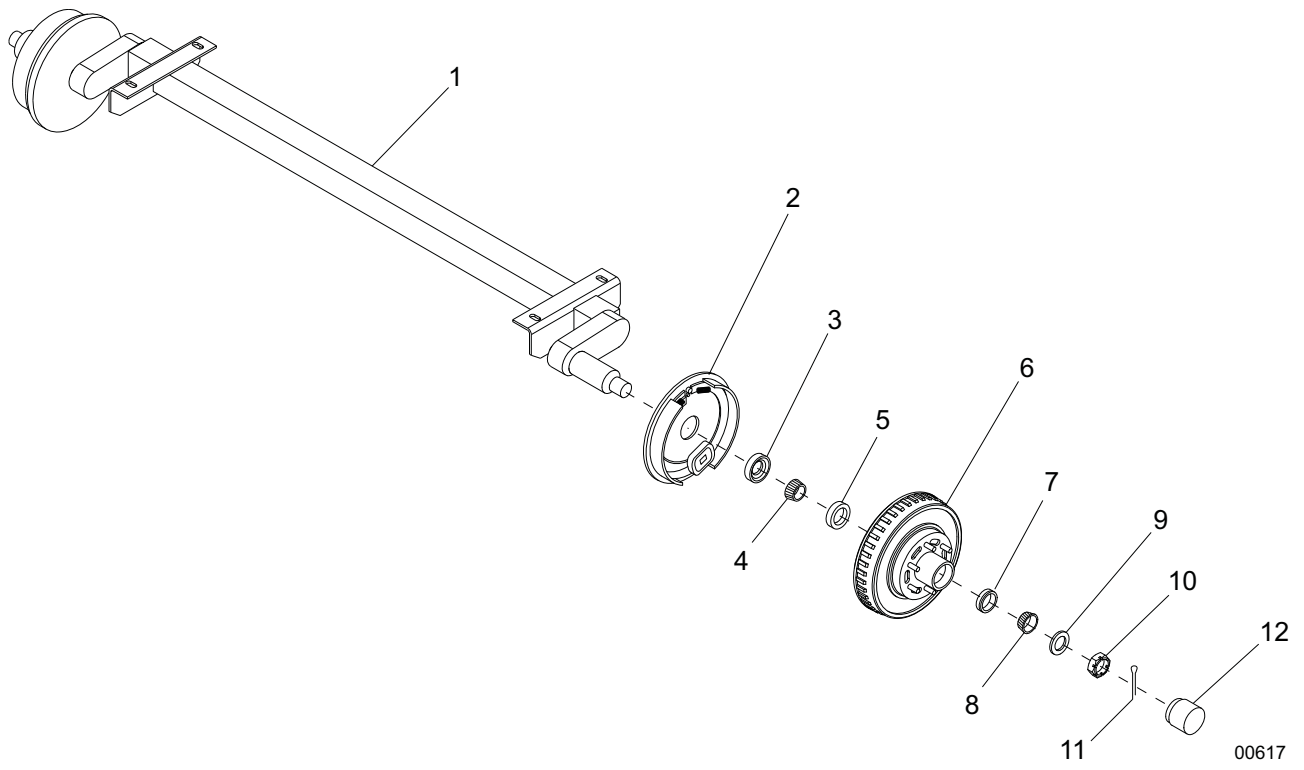
Spare Tire:

A	24345B	1	Weldment, spare tire carrier
--	60991	2	Screw, .375-20x3.0 carr sqr, G5
--	60386	2	Washer, .375 flat .993/.064
--	60358	2	Nut, .375-16 nylock, G5
--	20374	1	Wheel, ST225/90D16 - 3100 lb
--	60096	2	Nut, .500-20 lug, G5

Incandescent Light:

--	66396	4	Light, clearance, 2.0 in., no grommet - amber
--	66397	7	Light, clearance, 2.0 in., no grommet - red
--	10220	2	Light, rear tail/turn, round, no grommet
--	66395	1	Light, utility, 2.0 in., no grommet, clear

AXLE ASSEMBLY



AXLE ASSEMBLY

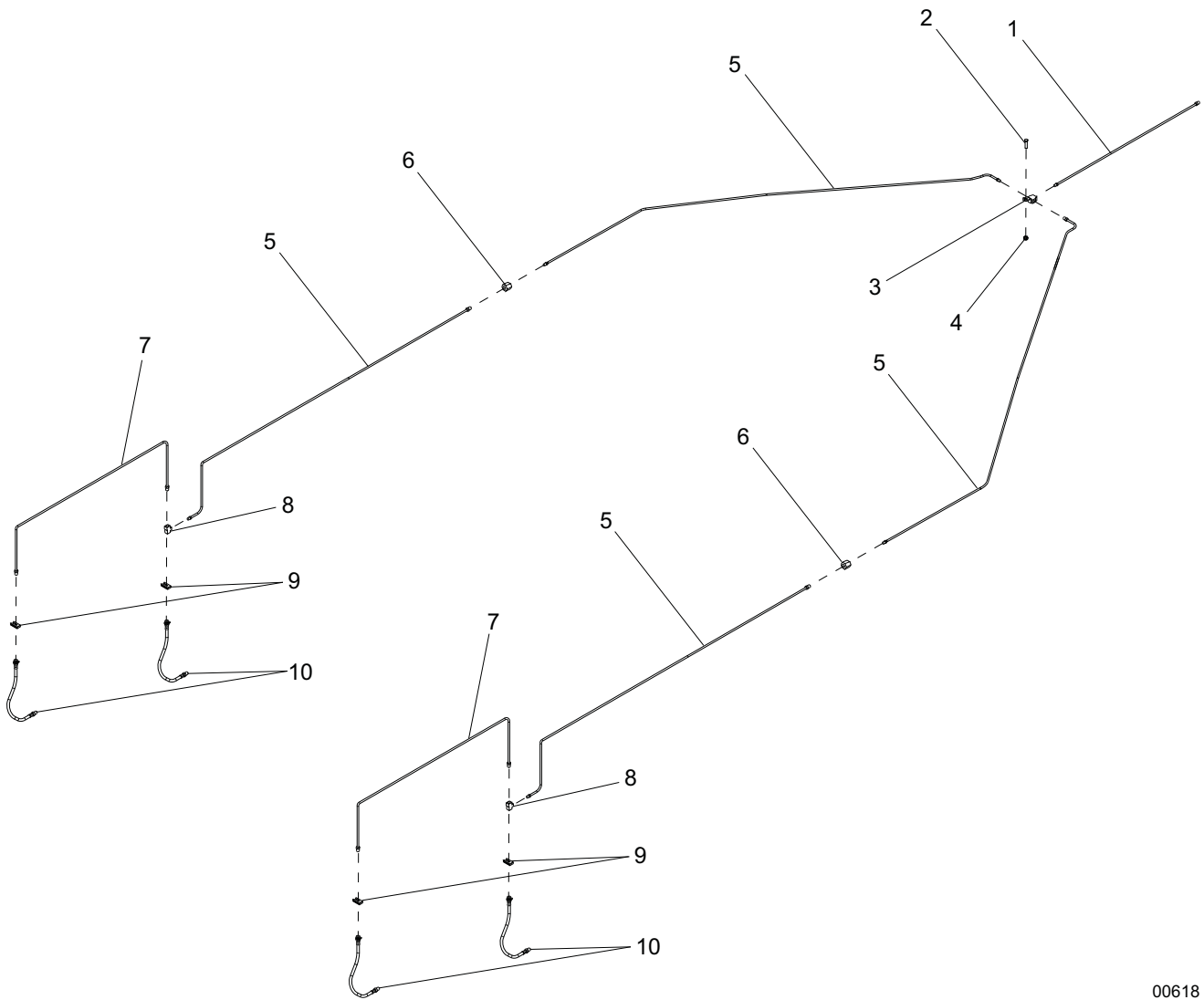
ITEM	PART NO.	QTY	DESCRIPTION	NOTES
1	22145	2	Axle, 6000 lb. - 57 in. frame	Hydraulic brake
2	26571	2	Surge free-backing brake - left	
	26572	2	Surge free-backing brake - right	
3	26575	4	Inner grease seal 2.125 in	
4	26576	4	Inner hub bearing	
5	26577	4	Inner bearing cup	
6	22387	4	Drum, large trailer brake	6000 lb axle
7	26584	4	Outer bearing cup	
8	26585	4	Outer hub bearing	
9	26581	4	Spindle washer	
10	12308	4	Spindle nut	
11	26583	4	Spindle nut - cotter pin	
12	26586	4	Dust cap	

OPTIONAL FEATURES

Electric Brake:

--	22146	2	Axle, 6000 lb - 57 in. frame
--	26573	2	Electric brake assy - left
--	26574	2	Electric brake assy - right

TRAILER BRAKE LINES

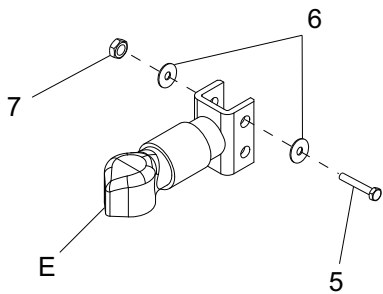
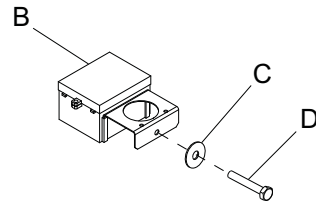
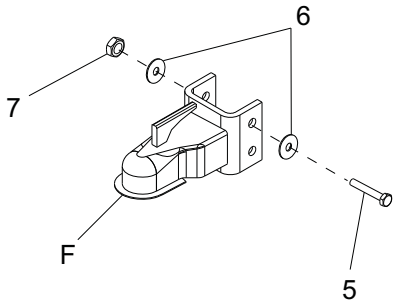
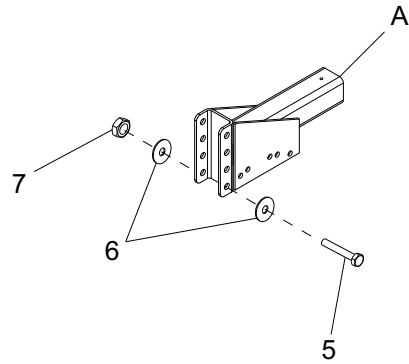
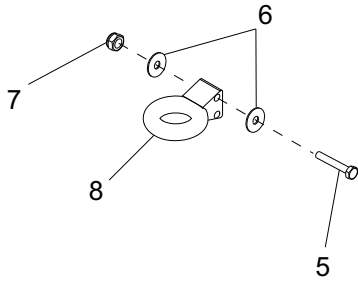
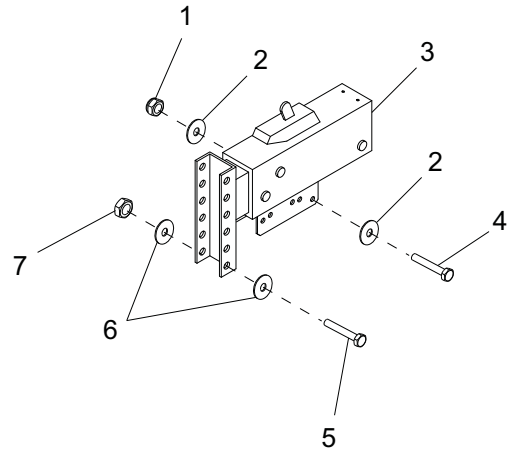


00618

TRAILER BRAKE LINES

ITEM	PART NO.	QTY	DESCRIPTION	NOTES
1	40495	1	Line, brake - .188x20.0	
2	60684	1	Screw, .250-20x.875 std hex, SS	
3	19252	1	Fitting, strt - .188 brake line T w/bracket	All female
4	60144	1	Nut, .250-20 nylock, G5	
5	22338	4	Line, brake - .188x60.0	
6	22339	2	Fitting, strt - .188 brake line coupler	
7	40493	2	Line, brake - .188x40.0	
8	40498	2	Fitting, strt - .188 brake line T	Male/female/female
9	40499	4	Clip, brake hose	
10	40497	4	Hose, brake - .188x20.0	Male/female
--	60231	12	Rivet, .188 dia. x .375 to .500 grip	
--	60237	12	Washer, #10 flat .495/.036	
--	61010	12	Clamp, tubing - .375	

TRAILER HITCH OPTIONS



00619

TRAILER HITCH OPTIONS

ITEM	PART NO.	QTY	DESCRIPTION	NOTES
1	62221	5	Nut, .500-13 nylock, G5	
2	60309	10	Washer, .500 flat 1.060/.090	
3	18373	1	Actuator, trailer	
4	60376	5	Screw, .500-13x4.50 std hex, G5	
5	60239	2	Screw, .625-11x5.00 std hex, G5	
6	60193	4	Washer, M16 flat	
7	60240	2	Nut, .625-11 nylock, G5	
8	19335B	1	Coupler, lunette ring - 3.00 ID, adjustable	

OPTIONAL FEATURES

Electric Brake:

A	19763B	1	Weldment, hitch elec. - 4 position, adjustable
B	19417	1	Breakaway kit
C	60193	1	Washer, M16 flat
D	60239	1	Screw, .625-11x5.0 std hex, G5
--	65786	1	Harness, electric brake

Hitches:

E	41795	1	Coupler, 2.31 in. ball - Bulldog 12500 lb
F	19519	1	Coupler, 2.31 in. ball, adjustable

Hydraulic Brake Adapters:

--	65463	1	Adapter, trailer - flat 4 to round 6 pin
--	65464	1	Adapter, trailer - flat 4 to round 7 pin
--	65465	1	Adapter, trailer - flat 4 to round 7 blade

Electric Brake Adapters:

--	65593	1	Adapter, trailer - 4 pin & 2 pin to round 6 pin
--	65583	1	Adapter, trailer - round 6 pin to round 7 spade

RECOMMENDED SPARE PARTS LIST

ENGINE

Alternator	32910
Belt, fan	33005
Cap, radiator - 18 psi	33219
Dipstick/oil cap.....	33069
Element, air filter.....	30561
Element, air filter - safety.....	30562
Element, OVR filter.....	32249
Fan, engine.....	34050
Filter, oil	22378
Filter, fuel - kit (primary & final).....	32911
Hose, radiator - lower	32437
Hose, radiator - upper.....	32077
Sensor, low coolant/harness.....	30942
Starter	32947
Thermostat - engine	33070

MAINTENANCE KITS

Filter, service kit 500 hour.....	SK242
1 - Belt, fan	
1 - Element, air filter	
1 - Element, air filter - safety	
1 - Element, OVR filter	
1 - Filter, oil	
Filter, service kit 2000 hour.....	SK243
1 - Belt, fan	
1 - Element, air filter	
1 - Element, air filter - safety	
4 - Element, OVR filter	
4 - Filter, fuel - kit	
4 - Filter, oil	

ELECTRICAL

Controller, programmed.....	67181
Receptacle, 120V/20A GFI.....	14130
Receptacle, 120/240V 50A twist-lock	18089
Regulator, voltage - PM500	36364
Relay, 12V/70A NC/80A NO w/diode.....	66455
Switch, E-stop assy. - 2 NO/1 NC.....	22550
Switch, toggle - 20A VAC.....	25077
Switch, trigger safety - NO & NC	12632

TRAILER

Chain, trailer safety, hi test	20159
Jack, top wind.....	22317B
Light, clearance amber - LED (no grommet)	66702
Light, clearance red - LED (no grommet)	66703
Tail lights - LED (no grommet)	66701

REV: B
PART NO: 32692
05.07.14